



City of Farmington  
354 W. Main Street  
P.O. Box 150  
Farmington, AR 72730  
479-267-3865  
479-267-3805 (fax)

**CITY COUNCIL AGENDA**  
**July 10, 2023**

A regular meeting of the Farmington City Council will be held on  
Monday, July 10, 2023, at 6:00 p.m.  
City Hall  
354 W. Main Street, Farmington, Arkansas.

1. Call to Order – Mayor Ernie Penn
2. Roll Call – City Clerk Kelly Penn
3. Pledge of Allegiance
4. Comments from Citizens – the Council will hear brief comments at this time from citizens. No action will be taken. All comments will be taken under advisement.
  - a. **Miss Arkansas USA 2023 Mackenzie Hinderberger**
5. Approval of the minutes –June 12 , 2023 City Council Minutes
6. Financial Reports
7. Entertain a motion to read all ordinances and resolutions by title only.
8. Proclamations, special announcements, committee/commission appointments.
9. Committee Reports
10. Items to be removed from City of Farmington Inventory –

**NEW BUSINESS**

11. Ordinance No. 2023-12 – An ordinance to rezone property at 11294 N. Hwy 170, parcel #760-02908-000 and #760-02917-000 from A-1, Agriculture to RE-2, Residential Estate 2, as requested by Nick Limird.

12. Resolution No. 2023-05 – A resolution waiving requirements of competitive bidding for the purchase of seventeen AXON Bodycam 4's with FLEX for the Farmington Police Department pursuant to A.C.A. §14-58-303(b)(2)(B).

13. Request approval of the addition of the rank of Deputy Chief for Police Department.

**INFORMATIONAL ITEMS:**

- A. City Business Manager Report
- B. Court Clerk Monthly Distribution Report
- C. Fire Department Report
- D. Police Department Report
- E. Building/Public Works Report
- F. Library Report
- G. Planning Commission Minutes

**Proclamations,  
special  
announcements  
and  
appointments**

## Ernie Penn

---

**From:** Mackenzie Hinderberger <missarusa2023@gmail.com>  
**Sent:** Wednesday, May 3, 2023 7:49 PM  
**To:** erniepenn@cityoffarmington-ar.gov  
**Subject:** Mayor Meeting-Miss Arkansas USA

Good evening!

I have been a resident of Farmington for the last year and I could not love this town more. I am a 3rd grade teacher at Bob Folsom Elementary School as well as the Farmington High School Dance Coach. Recently I competed in the Miss Arkansas USA 2023 pageant representing our town of Farmington and I won! With all of this excitement, I really want to introduce myself to our community and be a role model to our town and state. I would love to set up a meeting and introduce myself to you and the City Council or I could attend a City Council meeting to introduce myself. Please let me know your thoughts. Thank you for all you do for our wonderful city!

I look forward to hearing from you!

Mackenzie Hinderberger  
Miss Arkansas USA 2023

**MINUTES**

## **MINUTES OF THE REGULAR FARMINGTON CITY COUNCIL MEETING JUNE 12, 2023**

The regular meeting of the Farmington City Council scheduled for Monday, June 12, 2023 was called to order at 6:00 pm by Mayor Ernie Penn. City Clerk Kelly Penn called the roll and the following Council Members answered to their names: Diane Bryant, Keith Lipford, Brenda Cunningham, Sherry Mathews, Hunter Carnahan, Linda Bell, Bobby Morgan, and Kara Gardenhire. Also present were City Attorney Jay Moore and City Business Manager McCarville. Mayor Penn led the pledge of allegiance.

### **COMMENTS FROM THE CITIZENS**

Phyllis Young, 546 Goose Creek Road – advised the city council the drainage flow and velocity had increased on her property, it floods all the time and rocks and trash are all over her land. She is concerned that hay haulers are no longer able to use her property and have to get out on Goose Creek Road and that is a safety hazard. She had a gate constructed and it has debris washed up against it and it's about to fall over. She is concerned with the planning commission approving a cul de sac in Goose Creek Village and now it is greenspace and a road. People can't buy lots and the engineers, Chris Brackett and Jorgenson & Associates, planned to put a road there all along and that's false advertising and does the city want that type of reputation?

### **APPROVAL OF THE MINUTES FOR THE MAY 8, 2023 REGULAR CITY COUNCIL MEETING**

On the motion of Council Member Bryant and a second by Council Member Carnahan and by the consent of all Council Members present after a roll call vote, the minutes were approved as presented by a vote of 8-0.

### **APPROVAL OF THE MINUTES FOR THE JUNE 13, 2022 REGULAR CITY COUNCIL MEETING**

City Clerk Penn advised the council that during the current review by Legislative Audit there was an agenda item left off the approved minutes of the June 13, 2022 meeting. It was a clerical error that the item was not attached to the approved minutes. The auditors and city business manager McCarville reviewed the recording of the meeting, and it was determined the council did approve the item and Legislative Audit recommended the minutes be amended to reflect it. On the motion of Council Member Carnahan and a second by Council Member Bryant and by the consent of all Council Members present after a roll call vote, the amended minutes were approved as presented by a vote of 8-0.

### **FINANCIAL REPORTS**

Mayor Penn presented the financial reports to the City Council. Monthly city sales tax increased 3.8%. Year to date, our total sales tax is up 4.04% versus 2022 sales tax numbers. Monthly state/county sales tax increased 6.68%. Year to date, our total sales tax is up 9.35% versus 2022 sales tax numbers.

### **ENTERTAIN A MOTION TO READ ALL ORDINANCES AND RESOLUTIONS BY TITLE ONLY.**

On the motion of Council Member Cunningham and a second by Council Member Mathews and by the consent of all Council Members present after a roll call vote, the motion to read all Ordinances and Resolutions by title was approved 8-0.

### **PROCLAMATIONS, SPECIAL ANNOUNCEMENTS, COMMITTEE/COMMISSION APPOINTMENTS.**

Fireworks display will be July 4<sup>th</sup> from the RGLMS site.

### **COMMITTEE REPORTS -**

There were no written reports submitted.

**ITEMS TO BE REMOVED FROM CITY OF FARMINGTON INVENTORY**

**FARMINGTON FIRE DEPARTMENT -FIRE CHIEF BILL HELLARD- REQUESTING THE REMOVAL OF MULTIPLE ITEMS.**

Fire Chief Hellard advised the council that during the current Legislative Audit they were advised these items needed to be removed from inventory. Mayor Penn asked for public comment, there was none. On the motion of Council Member Carnahan and a second by Council Member Bryant and by the consent of all Council Members present after a roll call vote, the motion to remove the following items was approved 8-0:

Item	Serial Number	Tag Number	Purchase Date	Purchase Price
Moc II Blades	N/A	N/A	12/11/2020	\$660
Moc II Blades	N/A	N/A	12/11/2020	\$660
Equipment added to 2014 Chevrolet Tahoe (no serial or tag numbers)			02/01/2014	\$7,818.00
Apple iPad,	DMPWG37LJF89	734	04/30/2018	\$614.59
NX-300 Radio	B3603089	88	10/30/2013	\$800.00
NX-300 Radio	B3603088	89	10/30/2013	\$800.00
NX-300 Radio	B3603089	88	10/30/2018	\$800.00
NX-300 Radio	B3603088	89	10/30/2018	\$800.00
NX-300 Radio	B3603089	88	10/30/2018	\$800.00
5 X 6 Valve Piston Intake	N/A	513	07/01/1998	\$760.00
7 HP Air Compressor	F03031696	0035	11/01/2003	\$650.00
K-12 Stihl Saw TS420	42389673400AS	396	01/01/2011	\$900.00
Laerdal Compact Suction Unit	L51004676	391	04/05/2011	\$552.95
Knox KeySecure Box & Software	KS-004181	369	09/23/2008	\$655.50
Knox KeySecure Box & Software	KS-004182	379	09/23/2008	\$655.50
Kenwood TK-8180 Mobile Radio	100428386		10/15/2008	\$525.00
Kenwood TK-3180K-LKP W/KRA-17 & KMC-41 Mike	00201393	383	10/15/2008	\$700.00
Kenwood TK-3180K-LKP W/KRA-17 & KMC-41 Mike	00201392	384	10/15/2008	\$700.00
Kenwood TK-3180K-LKP W/KRA-17 & KMC-41 Mike	00201391	385	10/15/2008	\$700.00
Liberty LED Bar & Attachments	CS321052	363	11/29/2007	\$1,858.47
Kenwood Mobile Radio NX800K	B3200075	84	05/13/2013	\$650.00
Kenwood Handheld Radio NX-300K	B3203175	85	05/13/2013	\$850.00
Kenwood Handheld Radio NX-300K	B3102277	86	05/13/2013	\$850.00
Frigidaire Refrigerator	LA34020657	0037	11/01/2003	\$867.00
Frigidaire Electric Range	VF33041161	0042	11/01/2003	\$648.00
Global Matrix 14 ft. Conference Table	N/A	0019	11/03/2003	\$734.00
Stihl TS 760AV Saw K12	65117745842	0040		\$850.00

20 TK 3180K-NKP Kenwood Portable Radios purchased 09/28/2006 for \$15,000 (\$750.00 per item). See serial numbers and tag numbers listed below:

Serial Number 80501071 Tag Number 340, Serial Number 80501282 Tag Number 326, Serial Number 80501304 Tag Number 337, Serial Number 80501324 Tag Number 333, Serial Number 80501179 Tag Number 322, Serial Number 80501119 Tag Number 341, Serial Number 80501357 Tag Number 332, Serial Number 80501302 Tag Number 335, Serial Number 80501116 Tag Number 331, Serial Number 80501313 Tag Number 336, Serial Number 61200440 Tag Number 330, Serial Number 80501766 Tag Number 323, Serial Number 61200439 Tag Number 339, Serial Number 80501336 Tag Number 329, Serial Number 80501172 Tag Number 328, Serial Number 80801289 Tag Number 325, Serial Number 80501281 Tag Number 338, Serial Number 80501303 Tag Number 327, Serial Number 80501306 Tag Number 324, Serial Number 80500822 Tag Number 334

**OLD BUSINESS- NONE**

**NEW BUSINESS**

**ORDINANCE NO. 2023-09 AN ORDINANCE TO ADOPT A REVISED PERSONNEL POLICY FOR THE CITY OF FARMINGTON, ARKANSAS.**

City Business Manager McCarville informed the council that the auditors from Legislative Audit had requested the city update the overtime policy to agree with the Fair Labor Standards Act. Our policy indicated we would pay overtime for hours worked over 8 hours in a day versus the new policy that will require overtime for hours worked over 40 hours in a week. There is also language added to address overtime pay for 24-hour shift firefighters. There is no budget impact, and the city will not be cited for any deficiencies with this in place. Mayor Penn asked for public comment, there was none. Council Member Cunningham made a motion to suspend the rule requiring the reading of an ordinance in full on three different dates be suspended and for Ordinance 2023-09 be read one time by title only, it was seconded by Council Member Lipford and after a roll call vote, the motion was approved 8-0. City Attorney Moore read Ordinance 2023-09 by title only. Mayor Penn asked Shall the ordinance pass? After a roll call vote, the motion passed 8-0. A motion to pass Ordinance 2023-09 with an Emergency Clause was made by Council Member Bryant and seconded by Council Member Lipford and after a roll call vote the motion passed 8-0.

**ORDINANCE NO. 2023-10 AN ORDINANCE REZONING PROPERTY AT 102 CYNTHIA AVENUE FROM R-1, SINGLE FAMILY RESIDENTIAL, TO R-O, RESIDENTIAL OFFICE AS REQUESTED BY MELTON NALL.**

Council Member Carnahan made a motion to suspend the rule requiring the reading of an ordinance in full on three different dates be suspended and for Ordinance 2023-10 be read one time by title only, it was seconded by Council Member Bryant and after a roll call vote, the motion was approved 8-0. City Attorney Moore read Ordinance 2023-10 by title only. Mayor Penn asked Shall the ordinance pass? After a roll call vote, the motion passed 8-0. A motion to pass Ordinance 2023-10 with an Emergency Clause was made by Council Member Bryant and seconded by Council Member Morgan and after a roll call vote the motion passed 8-0.

**ORDINANCE NO. 2023-11 AN ORDINANCE WAIVING REQUIREMENTS OF COMPETITIVE BIDDING FOR THE PURCHASE OF A NEW BRUSH TRUCK FROM BANNER FIRE EQUIPMENT FOR THE FARMINGTON FIRE DEPARTMENT PURSUANT TO A.C.A. §14-58-303 (b) 2 (B)**

Fire Chief Hellard informed the council that there were no trucks available in the approved state bid and that inventories were low, making it difficult to secure a vehicle. He requested the council approval to accept the bid from Banner Fire Equipment to purchase a 2023 Dodge 3500 Brush Truck, with funds allocated up to \$95,000.00. Mayor Penn asked for public comment, there was none. After council discussion Council Member Lipford made a motion to suspend the rule requiring the reading of an ordinance in full on three different dates be suspended and for Ordinance 2023-11 be read one time by title only, it was seconded by Council Member Mathews and after a roll call vote, the motion was approved 8-0. City Attorney Moore read Ordinance 2023-11 by title only. Mayor Penn asked Shall the ordinance pass? After a roll call vote, the motion to approve Ordinance 2023-11 passed 8-0. A motion to pass Ordinance 2023-11 with an Emergency Clause was made by Council Member Bryant and seconded by Council Member Lipford and after a roll call vote the motion passed 8-0.

City Attorney Moore left the meeting at 6:37 pm.



**APPROVAL OF UPDATED VERBIAGE FOR “BEHAVIOR EXPECTATIONS” SIGN AT THE ENTRANCE OF THE SPORTS PARK, TO REPLACE OLD WORN-OUT SIGN.**

Mayor Penn asked for public comment, there was none. After council discussion, a motion was made by Council Member Bryant and seconded by Council Member Lipford and by the consent of all Council Members present after a roll call vote, the motion to approve the updated verbiage for the Behavior Expectations sign was approved 8-0.

There being no further business to come before the council and on the motion of Council Member Mathews and seconded by Council Member Morgan and by the consent of all members present, the meeting adjourned at 6:46 pm until the next regularly scheduled meeting to be held Monday, July 10th, 2023 in the City Council Chambers at City Hall, located at 354 West Main Street, Farmington, Arkansas.

Approved: \_\_\_\_\_

Mayor Ernie Penn

Attest: \_\_\_\_\_

City Clerk Kelly Penn

**Financial**

MONTH	CITY SALES TAX		CITY SALES TAX		STATE SALES TAX		STATE SALES TAX	
	2022	2023	2022	2023	2022	2023	2022	2023
JANUARY	\$ 253,791.83	\$ 242,456.22			\$ 149,600.30	\$ 161,325.27		
FEBRUARY	\$ 268,481.85	\$ 255,597.22			\$ 160,478.16	\$ 173,305.34		
MARCH	\$ 220,557.24	\$ 250,049.60			\$ 137,886.58	\$ 152,848.29		
APRIL	\$ 204,221.59	\$ 237,837.34			\$ 132,413.09	\$ 151,045.48		
MAY	\$ 255,812.04	\$ 265,490.13			\$ 158,981.00	\$ 169,444.78		
JUNE	\$ 227,119.01	\$ 247,566.55			\$ 151,944.94	\$ 164,302.08		
JULY	\$ 254,482.95				\$ 158,818.37			
AUGUST	\$ 192,593.14				\$ 157,877.74			
SEPTEMBER	\$ 255,136.85				\$ 159,353.54			
OCTOBER	\$ 273,079.96				\$ 172,468.99			
NOVEMBER	\$ 237,982.86				\$ 162,822.41			
DECEMBER	\$ 252,534.14				\$ 161,257.98			
Monthly Comparison - June 2022/June 2023		\$ 20,447.54			\$ 32,804.68		\$ 12,357.14	
YTD comparison					Increase (Decrease)			
Increase/Decrease for 2023 over 2022 YTD - City Sales Tax					\$ 69,013.50	Increase for 2023 over 2022 YTD - State Sales Tax	\$ 80,967.17	
Total Actual 2023 Income vs 2023 Budgeted Income	County Wide Sales Tax	City Sales Tax			Total Sales Tax Increase YTD 2023	\$ 149,980.67		
Budget 2023	\$1,816,755.31	\$2,666,755.31						
Actual 2023 (thru June)	\$ 972,271.24	\$1,498,997.06						

7/3/2023  
8:18 AM

**GENERAL FUND**  
**Statement of Revenue and Expenditures**

	Year-To-Date	Annual Budget	Jan 2023
	Jan 2023	Jan 2023	Dec 2023
	Jun 2023	Dec 2023	Percent of
	Actual		Budget
<b>Revenue &amp; Expenditures</b>			
<b>GENERAL REVENUES</b>			
<b>Revenue</b>			
ACCIDENT REPORT REVENUES	641.50	1,500.00	42.77%
ACT 833	0.00	25,000.00	0.00%
ALCOHOL SALES TAX	4,266.53	4,000.00	106.66%
ANIMAL CONTROL REVENUES	1,524.50	2,000.00	76.23%
BUILDING INSPECTION FEES	195,555.91	200,000.00	97.78%
BUSINESS LICENSES	5,741.50	6,000.00	95.69%
CITY COURT FINES	61,828.08	120,000.00	51.52%
CITY SALES TAX REVENUES	1,498,996.96	2,666,755.31	56.21%
COUNTY TURNBACK	458,511.07	600,000.00	76.42%
DEVELOPMENT FEES	22,363.50	20,000.00	111.82%
FRANCHISE FEES	323,049.00	475,000.00	68.01%
GARAGE SALE PERMITS	595.10	2,000.00	29.76%
GRANTS	47,648.57	0.00	0.00%
INTEREST REVENUES	73,944.97	30,000.00	246.48%
MISCELLANEOUS REVENUES	14,410.99	0.00	0.00%
Off Duty Police Reimbursement	0.00	6,000.00	0.00%
PARK RENTAL	4,478.90	5,000.00	89.58%
PAYMENT IN LIEU OF IMPROVEMENT	49,200.00	75,000.00	65.60%
SALES TAX - OTHER	972,271.24	1,816,755.31	53.52%
SPORTS COMPLEX FEES	39,290.41	35,000.00	112.26%
SRO REIMBURSEMENT REVENUES	38,370.27	100,000.00	38.37%
STATE TURNBACK	51,047.64	95,000.00	53.73%
TRANS FROM GENERAL FUND	2,000,000.00	0.00	0.00%
<b>Revenue</b>	<b>\$5,863,736.64</b>	<b>\$6,285,010.62</b>	

7/3/2023  
8:18 AM

**GENERAL FUND**  
**Statement of Revenue and Expenditures**

	Year-to-Date	Annual Budget	Jan 2023
	Jan 2023	Jan 2023	Dec 2023
	Jun 2023	Dec 2023	Percent of
	Actual		Budget
<b>ADMINISTRATIVE DEPT</b>			
<b>Expenses</b>			
ADDITIONAL SERVICES EXPENSE	134,453.94	190,000.00	70.77%
ADVERTISING EXPENSE	2,981.03	6,000.00	49.68%
BANK CHARGE	1,518.59	0.00	0.00%
BUILDING MAINT & CLEANING	27,534.64	45,000.00	61.19%
ELECTION EXPENSES	11,542.39	5,000.00	230.85%
ENGINEERING FEES	76,566.11	170,000.00	45.04%
INSURANCES EXPENSE	27,076.42	75,000.00	36.10%
LEGAL FEES	4,643.29	10,000.00	46.43%
MATERIALS & SUPPLIES EXPENSE	10,408.54	20,000.00	52.04%
MISCELLANEOUS EXPENSE	400.00	2,000.00	20.00%
NEW EQUIPMENT PURCHASE	0.00	25,000.00	0.00%
PAYROLL EXP - CITY ATTRNY	41,032.69	65,000.00	63.13%
PAYROLL EXP - ELECTED OFFICIAL	67,998.48	132,000.00	51.51%
PAYROLL EXP - REGULAR	135,746.45	272,000.00	49.91%
PLANNING COMMISSION	6,429.50	25,000.00	25.72%
POSTAGE EXPENSE	542.07	2,000.00	27.10%
PROFESSIONAL SERVICES	14,858.25	20,000.00	74.29%
REPAIR & MAINT - EQUIPMENT	354.78	0.00	0.00%
REPAIR & MAINT - OFFICE EQUIP	3,009.81	4,000.00	75.25%
SERVICE CHARGES	363.04	1,000.00	36.30%
TECHNICAL SUPPORT	73,184.66	55,000.00	133.06%
TELECOMMUNICATION EXPENSES	273.27	12,000.00	2.28%
TRANS TO MONEY MARKET	2,000,000.00	0.00	0.00%
TRAVEL, TRAINING & MEETINGS	20,368.51	20,000.00	101.84%
UTILITIES EXPENSES	47,328.22	90,000.00	52.59%
<b>Expenses</b>	<b>\$2,708,614.68</b>	<b>\$1,246,000.00</b>	

7/3/2023  
8:18 AM

**GENERAL FUND**  
**Statement of Revenue and Expenditures**

	Year-to-Date	Annual Budget	Jan 2023
	Jan 2023	Jan 2023	Dec 2023
	Jun 2023	Dec 2023	Percent of
	Actual		Budget
<b>ANIMAL CONTROL DEPT</b>			
<b>Expenses</b>			
FUEL EXPENSES	971.53	2,000.00	48.58%
MATERIALS & SUPPLIES EXPENSE	306.35	1,100.00	27.85%
PAYROLL EXP - REGULAR	35,077.71	71,411.00	49.12%
PROFESSIONAL SERVICES	6,570.00	15,000.00	43.80%
REPAIR & MAINT - AUTOMOBILES	21.38	1,500.00	1.43%
REPAIR & MAINT - EQUIPMENT	0.00	500.00	0.00%
TRAVEL, TRAINING & MEETINGS	0.00	500.00	0.00%
UNIFORMS/GEAR EXPENSE	0.00	500.00	0.00%
<b>Expenses</b>	<b>\$42,946.97</b>	<b>\$92,511.00</b>	

7/3/2023  
8:18 AM

**GENERAL FUND**  
**Statement of Revenue and Expenditures**

	Year-to-Date	Annual Budget	Jan 2023
	Jan 2023	Jan 2023	Dec 2023
	Jun 2023	Dec 2023	Percent of
	Actual		Budget
<b>BUILDING PERMIT DEPT</b>			
<b>Expenses</b>			
FUEL EXPENSES	2,345.51	6,000.00	39.09%
PAYROLL EXP - REGULAR	81,720.41	172,835.07	47.28%
REPAIR & MAINT - AUTOMOBILES	1,233.49	2,000.00	61.67%
TRAVEL, TRAINING & MEETINGS	4,347.38	5,000.00	86.95%
UNIFORMS/GEAR EXPENSE	554.01	1,000.00	55.40%
<b>Expenses</b>	<b>\$90,200.80</b>	<b>\$186,835.07</b>	

7/3/2023  
8:18 AM

**GENERAL FUND**  
**Statement of Revenue and Expenditures**

	Year-to-Date	Annual Budget	Jan 2023
	Jan 2023	Jan 2023	Dec 2023
	Jun 2023	Dec 2023	Percent of
	Actual		Budget
<b>FIRE DEPT</b>			
<b>Expenses</b>			
ADVERTISING EXPENSE	0.00	2,000.00	0.00%
BUILDING MAINT & CLEANING	1,118.50	0.00	0.00%
FUEL EXPENSES	6,174.62	18,000.00	34.30%
HAZMAT EXPENSES	2,881.92	2,400.00	120.08%
MATERIALS & SUPPLIES EXPENSE	9,201.94	12,000.00	76.68%
MISCELLANEOUS EXPENSE	0.00	500.00	0.00%
NEW EQUIPMENT PURCHASE	56,636.57	107,000.00	52.93%
PAYROLL EXP - REGULAR	492,106.43	1,069,307.35	46.02%
PROFESSIONAL SERVICES	2,720.16	7,500.00	36.27%
REPAIR & MAINT - BUILDING	28,864.91	19,200.00	150.34%
REPAIR & MAINT - EQUIPMENT	452.85	12,150.00	3.73%
REPAIR & MAINT - TRUCK	5,584.99	14,000.00	39.89%
TRAVEL, TRAINING & MEETINGS	8,833.60	18,000.00	49.08%
UNIFORMS/GEAR EXPENSE	4,132.67	21,000.00	19.68%
<b>Expenses</b>	<b>\$618,709.16</b>	<b>\$1,303,057.35</b>	



7/3/2023  
8:18 AM

**GENERAL FUND**  
**Statement of Revenue and Expenditures**

	Year-to-Date	Annual Budget	Jan 2023
	Jan 2023	Jan 2023	Dec 2023
	Jun 2023	Dec 2023	Percent of
	Actual		Budget
<b>LAW ENFORCE - COURT</b>			
<b>Expenses</b>			
MATERIALS & SUPPLIES EXPENSE	282.96	3,000.00	9.43%
MISCELLANEOUS EXPENSE	0.00	400.00	0.00%
NEW EQUIPMENT PURCHASE	0.00	9,600.00	0.00%
PAYROLL EXP - REGULAR	42,160.62	96,681.22	43.61%
POSTAGE EXPENSE	40.61	1,800.00	2.26%
REPAIR & MAINT - OFFICE EQUIP	0.00	2,800.00	0.00%
SPECIAL COURT COSTS	7,243.50	7,500.00	96.58%
TRAVEL, TRAINING & MEETINGS	789.67	6,000.00	13.16%
<b>Expenses</b>	<b>\$50,517.36</b>	<b>\$127,781.22</b>	

7/3/2023  
8:18 AM

**GENERAL FUND**  
**Statement of Revenue and Expenditures**

	Year-to-Date	Annual Budget	Jan 2023
	Jan 2023	Jan 2023	Dec 2023
	Jun 2023	Dec 2023	Percent of
	Actual		Budget
<b>LAW ENFORCE - POLICE</b>			
<b>Expenses</b>			
ADVERTISING EXPENSE	0.00	100.00	0.00%
BREATHALYZER EXPENSES	298.92	700.00	42.70%
DRUG TASK FORCE	1,500.00	2,000.00	75.00%
FUEL EXPENSES	23,386.11	81,000.00	28.87%
MATERIALS & SUPPLIES EXPENSE	124,733.02	75,000.00	166.31%
MISCELLANEOUS EXPENSE	0.00	500.00	0.00%
NEW EQUIPMENT PURCHASE	271,915.42	125,000.00	217.53%
Off Duty Police Pay	3,841.77	6,000.00	64.03%
PAYROLL EXP - REGULAR	733,254.83	1,754,400.00	41.80%
PAYROLL EXP - SRO	71,185.15	178,950.00	39.78%
REPAIR & MAINT - AUTOMOBILES	15,028.09	30,000.00	50.09%
REPAIR & MAINT - EQUIPMENT	0.00	3,000.00	0.00%
TRAVEL, TRAINING & MEETINGS	4,354.96	7,000.00	62.21%
UNIFORMS/GEAR EXPENSE	10,500.59	20,000.00	52.50%
<b>Expenses</b>	<b>\$1,259,998.86</b>	<b>\$2,283,650.00</b>	

7/3/2023  
8:18 AM

**GENERAL FUND**  
**Statement of Revenue and Expenditures**

	Year-to-Date	Annual Budget	Jan 2023
	Jan 2023	Jan 2023	Dec 2023
	Jun 2023	Dec 2023	Percent of
	Actual		Budget
<b>LIBRARY</b>			
<b>Expenses</b>			
LIBRARY TRANSFER	57,000.00	57,000.00	100.00%
<b>Expenses</b>	<b>\$57,000.00</b>	<b>\$57,000.00</b>	

7/3/2023  
8:18 AM

**GENERAL FUND**  
**Statement of Revenue and Expenditures**

	Year-to-Date	Annual Budget	Jan 2023
	Jan 2023	Jan 2023	Dec 2023
	Jun 2023	Dec 2023	Percent of
	Actual		Budget
<b>PARKS DEPT</b>			
<b>Expenses</b>			
CAPITAL IMPROVEMENT	0.00	625,000.00	0.00%
ENGINEERING FEES	32,010.00	25,000.00	128.04%
MATERIALS & SUPPLIES EXPENSE	1,402.16	10,000.00	14.02%
NEW EQUIPMENT PURCHASE	17,914.00	20,000.00	89.57%
PAYROLL EXP - REGULAR	102,921.73	198,925.98	51.74%
PROFESSIONAL SERVICES	1,971.00	2,500.00	78.84%
REPAIR & MAINT - EQUIPMENT	9,077.32	3,000.00	302.58%
SPORTS PARK MATERIALS	15,237.49	25,000.00	60.95%
SPORTS PARK NEW EQUIP	0.00	10,000.00	0.00%
SPORTS PARK PROF SERV	40,378.22	45,000.00	89.73%
SPORTS PARK REPAIR/MAINT	52.67	2,500.00	2.11%
SPORTS PARK UNIFORMS	0.00	250.00	0.00%
SPORTS PARK UTILITIES	6,966.98	15,000.00	46.45%
UNIFORMS/GEAR EXPENSE	1,306.98	1,000.00	130.70%
UTILITIES EXPENSES	5,546.81	5,000.00	110.94%
<b>Expenses</b>	<b>\$234,785.36</b>	<b>\$988,175.98</b>	

**STREET FUND**  
**Statement of Revenue and Expenditures**

	Year-To-Date Jan 2023 Jun 2023 Actual	Annual Budget Jan 2023 Dec 2023	Jan 2023 Dec 2023 Percent of Budget
<b>Revenue &amp; Expenditures</b>			
<b>Revenue</b>			
INTEREST REVENUES	1,797.23	1,000.00	179.72%
MISCELLANEOUS REVENUES	0.00	100.00	0.00%
STREET COUNTY TURNBACK	50,413.33	45,000.00	112.03%
STREET STATE TURNBACK	318,313.51	450,000.00	70.74%
TRANSFER INCOME	0.00	613,876.46	0.00%
<b>Revenue</b>	<b>\$370,524.07</b>	<b>\$1,109,976.46</b>	
<b>Expenses</b>			
ADVERTISING EXPENSE	0.00	1,000.00	0.00%
ENGINEERING FEES	0.00	30,000.00	0.00%
FUEL EXPENSES	3,902.70	12,500.00	31.22%
MATERIALS & SUPPLIES EXPENSE	9,434.90	15,000.00	62.90%
MISCELLANEOUS EXPENSE	0.00	500.00	0.00%
NEW EQUIPMENT PURCHASE	32,553.53	125,000.00	26.04%
PAYROLL EXP - REGULAR	115,707.34	243,876.46	47.45%
PROFESSIONAL SERVICES	74.72	2,000.00	3.74%
REPAIR & MAINT - BUILDING	0.00	2,000.00	0.00%
REPAIR & MAINT - EQUIPMENT	2,914.46	10,000.00	29.14%
STREET LIGHTS	38,013.03	150,400.00	25.27%
STREET/ROAD REPAIRS	173,475.24	500,000.00	34.70%
TRAVEL, TRAINING & MEETINGS	55.00	500.00	11.00%
UNIFORMS/GEAR EXPENSE	1,704.91	2,200.00	77.50%
UTILITIES EXPENSES	12,091.42	15,000.00	80.61%
<b>Expenses</b>	<b>\$389,927.25</b>	<b>\$1,109,976.46</b>	

**LIBRARY FUND**  
**Statement of Revenue and Expenditures**

	Current Period Jan 2023 Jun 2023 Actual	Annual Budget Jan 2023 Dec 2023	Jan 2023 Dec 2023 Percent of Budget
<b>Revenue &amp; Expenditures</b>			
<b>Revenue</b>			
Donations	764.35	0.00	0.00%
FINES & COSTS	150.35	0.00	0.00%
FINES/LOST ITEMS	2,277.26	3,000.00	75.91%
INTEREST REVENUES	486.66	0.00	0.00%
TRANS FROM GENERAL FUND	57,000.00	57,000.00	100.00%
WASHINGTON CO LIBRARY REVENUES	127,966.00	239,932.00	53.33%
<b>Revenue</b>	<b>\$188,644.62</b>	<b>\$299,932.00</b>	
<b>Expenses</b>			
ADVERTISING EXPENSE		1,000.00	0.00%
BOOKS AND MEDIA	15,460.70	35,000.00	44.17%
BUILDING MAINT & CLEANING		7,800.00	0.00%
MATERIALS & SUPPLIES EXPENSE	11,170.07	18,332.00	60.93%
MISCELLANEOUS EXPENSE		500.00	0.00%
NEW EQUIPMENT PURCHASE		3,000.00	0.00%
PAYROLL EXP - REGULAR	98,965.76	210,000.00	47.13%
POSTAGE EXPENSE	137.45	300.00	45.82%
PROGRAMS EXPENSE	3,905.00	4,000.00	97.63%
REPAIR & MAINT - BUILDING	1,728.16	0.00	0.00%
TECHNICAL SUPPORT	14,312.06	13,000.00	110.09%
TRAVEL, TRAINING & MEETINGS	346.00	1,000.00	34.60%
UTILITIES EXPENSES	1,986.42	6,000.00	33.11%
<b>Expenses</b>	<b>\$148,011.62</b>	<b>\$299,932.00</b>	



354 W. Main Street  
P.O. Box 150  
Farmington, AR 72730  
479-267-3865

TO: Farmington City Council  
Kelly Penn, City Clerk

FROM: Mayor Ernie Penn

A handwritten signature in blue ink, appearing to read "Ernie Penn", is placed to the right of the "FROM:" field.

RE: Summary of City Financial Report ---June 2023

- 2023 City Sales Tax **increased 9.20% in June** , compared to June of 2022
- 2023 State/County Sales tax **increased 8.13% in June**, compared to June of 2022
- 2023 City Sales Tax----**Year to date has increase by 4.80%** compared to 2022
- 2023 State/County Sales Tax—**Year to date has increased by 9.08%** compared to 2022
- 2007 Sewer Bond (\$4,500,000) Loan Balance \$1,600,378.51 Bond Payoff Date 10/15/2029.
- 2017 Sales and Use Bonds (5,090,000) Loan Balance \$4,125,000 Bond payoff date 10/1/2037
- Deposits: Arvest Bank 9accounts \$5,729,485 First Security 1 MM acct \$2,086,764  
First Community Bank 2 Certificate of Deposits \$4,075,640
- Total Deposits: \$11,891,889



**Account Portfolio as of Monday, 07/03/2023 09:37:58 AM**

Account Display	
<input checked="" type="radio"/> Display By Account Type	<input type="radio"/> Sort By Account Number
<input type="radio"/> Display By Asset/Liability	<input checked="" type="radio"/> Sort By Account Name

**Checking Accounts**

Account Name	Account Number	Today's Beginning Balance	Available Balance	Collected Balance	Relationship Balance
<u>ARPA Fund</u>		\$0.00	\$0.00	\$0.00	\$0.00
<u>City of Farmington Catastroph</u>		\$138,925.41	\$138,925.41	\$138,925.41	\$0.00
<u>City of Farmington City Admin</u>		\$0.00	\$0.00	\$0.00	\$0.00
<u>City of Farmington Court Auto</u>		\$56,630.32	\$56,630.32	\$56,630.32	\$0.00
<u>City of Farmington Court Fine</u>		\$19,273.30	\$19,608.30	\$19,608.30	\$0.00
<u>City of Farmington Debit Ser A</u>		\$27,182.00	\$3,769.75	\$3,769.75	\$0.00
<u>City of Farmington General Fun</u>		\$3,230,279.55	\$3,230,279.55	\$3,230,279.55	\$0.00
<u>City of Farmington General Fun</u>		\$1,567,996.35	\$1,567,996.35	\$1,567,996.35	\$0.00
<u>City of Farmington Library Fun</u>		\$168,110.04	\$165,891.66	\$165,891.66	\$0.00
<u>City of Farmington Payroll Acc</u>		\$45,763.81	\$34,765.59	\$34,765.59	\$0.00
<u>City of Farmington Street Fun</u>		\$511,618.74	\$511,618.74	\$511,618.74	\$0.00
<b>Totals</b>		<b>\$5,765,779.52</b>	<b>\$5,729,485.67</b>	<b>\$5,729,485.67</b>	





Thank you for banking with First Community Bank Batesville. If you need assistance, contact customer service.

CD-

**\$2,038,469.97**

Current balance

### Pending Transactions

No Records Available

### Posted Transactions

Date	Description	Withdrawal/Deposit	Balance
06/16/2023	Interest Payment	\$7,195.78	\$2,038,469.97
05/19/2023	Interest Payment	\$6,939.86	\$2,031,274.19

### Account Summary

Current Balance	\$2,038,469.97
As Of	07/03/2023
Interest Paid YTD	\$38,469.97
Interest Rate	4.171%
Interest Accrued	\$3,261.22
Last Interest Payment	\$7,195.78
Maturity Date	12/19/2023

\*\*\*End\*\*\*



Thank you for banking with First Community Bank Batesville. If you need assistance, contact customer service.

**\$2,037,170.17**

Current balance

CD-

**Pending Transactions**

No Records Available
----------------------

**Posted Transactions**

Date	Description	Withdrawal/Deposit	Balance
06/09/2023	Interest Payment	\$3,885.53	\$2,037,170.17
05/10/2023	Interest Payment	\$3,753.24	\$2,033,284.64

**Account Summary**

Current Balance	\$2,037,170.17
As Of	07/03/2023
Interest Paid YTD	\$22,706.51
Interest Rate	2.25%
Interest Accrued	\$2,888.31
Last Interest Payment	\$3,885.53
Maturity Date	08/10/2023

\*\*\*End\*\*\*



P.O. Box 1009  
Searcy, AR 72145

Statement Date

06/30/23

Account Number

Page 1 of 1

0 CYCLE-019

CITY OF FARMINGTON  
PO BOX 150  
FARMINGTON AR 72730-0150



ON JULY 1, 2023, A \$1 FEE PER DEBIT  
WILL BE CHARGED FOR EVERY DEBIT IN  
EXCESS OF 6 PER STATEMENT CYCLE

### Monthly Statement Summary

#### CHECKING ACCOUNT

NEG RATE MM INV PF

ACCOUNT NUMBER

PREVIOUS STATEMENT BALANCE AS OF 05/31/23

\$2,083,339.90

PLUS 1 DEPOSITS AND OTHER CREDITS

\$3,424.67

LESS 0 CHECKS AND OTHER DEBITS

\$0.00

CURRENT STATEMENT BALANCE AS OF 06/30/23

\$2,086,764.57

NUMBER OF DAYS IN THIS STATEMENT PERIOD

30

#### Checking Account Transactions

Date	Description	Debits	Credits
06/30	INTEREST PAYMENT		\$3,424.67

#### Balance By Date

05/31 | \$2,083,339.90      06/30 | \$2,086,764.57

Payer Federal Id Number

Interest Paid Year To Date

\$16,502.28

# Agenda Item 11

**ORDINANCE NO. 2023-12**

**AN ORDINANCE REZONING PROPERTY AT 11294 N. Hwy 170, PARCEL 760-02908-000 AND 760-02917-000 FROM A1, AGRICULTURE, TO RE-2, RESIDENTIAL ESTATE 2, AS REQUESTED BY NICK LIMBIRD**

WHEREAS, the City of Farmington, Arkansas amended its official zoning and zoning map by Ordinance 2015-06 on September 14, 2015, which was filed for record in the Office of the Circuit Clerk and Ex-Officio Recorder for Washington County, Arkansas in File 2015-00034769; and

WHEREAS, certain real property owned by Nick Limbird is zoned A-1, Agriculture; and

WHEREAS, after a public hearing on June 26, 2023, the Farmington Planning Commission voted during a regular scheduled meeting to rezone the real property owned by Nick Limbird from A-1, Agriculture to RE-2 Residential Estate 2.

NOW, THEREFORE, BE IT ORDAINED BY THE CITY COUNCIL OF THE CITY OF FARMINGTON, ARKANSAS:

SECTION 1. That the zone classification of the following described property is hereby changed as follows:

From A-1, Agriculture to RE-2 Residential Estate 2, for the real property described in Exhibit "A" which is attached hereto and made a part hereof.

SECTION 2. That the official zoning map of the City of Farmington, Arkansas, is hereby amended to reflect the zoning change provided in Section 1 above.

SECTION 3. EMERGENCY CLAUSE: That the City Council of the City of Farmington, Arkansas further determines that this ordinance is necessary to adequately promote the of the inhabitants of the City; therefore, an emergency is hereby declared to exist and this ordinance shall be in full force and effect from and after its passage and approval.

PASSED, APPROVED AND IN EFFECT this 10th day of July 2023.

APPROVED:

By: \_\_\_\_\_  
Ernie Penn, Mayor

ATTEST:

\_\_\_\_\_  
Kelly Penn, City Clerk

**EXHIBIT**

**A**

## EXHIBIT A

### Tract 1

Part of the SW1/4 of the NE1/4 of Section 3, Township 15 North, Range 31 West, Washington County, Arkansas, being more particularly described as follows: Commencing at the NE corner of said SW1/4 of the NE1/4 of Section 3, thence run S00°50'10"W 532.07 feet to the P. O. B., and running thence South 331.85 feet, thence N89°09'50"W 211.30 feet; thence N03°38'04"E 211.34 feet; thence N59°40'06"E 234.47 feet to the P.O.B.

### Tract 2

A part of the SW1/4 of the NE1/4 and the SE1/4 of the NW1/4 of Section 3, Township 15 North, Range 31 West, Washington County Arkansas and being more particularly described as follows: Beginning at point which is the NE corner of said SW1/4 of the NE1/4 of Section 3; thence S00°50'10"W 1324.19 feet; thence S89°30'40"W 233.16 feet; thence N02°53'23"E 223.98 feet; thence S88°01'49"W 436.18 feet; thence N02°25'59"W 225.63 feet; thence S59°50'06"W 275.80 feet; thence Southwesterly along a curve to the left having a radius of 308.00 feet and an arc length of 113.01 feet; thence S38°48'46"W 27.60 feet; thence N89°21'39"W 857.10 feet; thence Northwesterly along a Non-tangent curve to the left having a radius of 6430.66 feet and an arc length of 1217.72 feet; thence N89°31'08"E 1375.14 feet to the P.O.B.

### AND

A part of the Southeast Quarter (SE1/4) of the Northwest Quarter (NW1/4) and a part of the Northeast Quarter (NE1/4) of the Southwest Quarter (SW1/4) of Section 3, Township 15 North, Range 31 West, Washington County, Arkansas, being more particularly described as follows: Beginning at the SE corner of said SE1/4 of the NW1/4, thence N 02°19'12" E, 212.40 feet; thence N 87°25'37" W, 523.46 feet; thence S 33°31'56" W, 150.92 feet; thence S 88°45'49" E, 153.88 feet; thence with a curve to the left, arc length of 270.68 feet, radius of 343.27 feet; chord bearing N 79°07'24" E, 263.72 feet; thence S 72°27'40" E, 27.59 feet; thence S 36°12'10" E, 27.28 feet; thence with a curve to the right, arc length 48.88 feet, radius of 55.93 feet, chord bearing S 01°37'55" E, 47.34 feet; thence S 16°15'11" W, 30.91 feet; thence S 23°35'23" E, 64.85 feet; thence with a curve to the right, arc length of 128.12 feet; radius of 177.82 feet; chord bearing S 19°34'53" E, 125.36 feet; thence S 02°58'31" E, 55.05 feet; thence S 87°33'53" E, 75.43 feet; thence N 01°05'41" E, 186.70 feet to the Point of Beginning, containing 1.96 acres and subject to a water line (as per Deed Record 97-088969) and a gas line easement on the East side of the subject property and a sewer line easement on the West side of the property.

### LESS AND EXCEPT:

Tract 1 described as Beginning at a point which is the NE corner of said SW 1/4 of the NE1/4 of Section 3; thence S00°50'10"W 462.07 feet; thence S59°50'06"W 390.16 feet; thence N02°57'34"E 656.21 feet; thence N89°31'08"E 310.19 feet to the point of beginning.

### ALSO LESS AND EXCEPT:

Commencing at the NE corner of said SW1/4 of the NE1/4 of Section 3; thence run S00°50'10"W 532.07 feet to the P.O.B, thence S00°50'10"W 331.85 feet; thence N89°09'50"W 211.30 feet; thence N03°38'04"E 211.34 feet; thence N59°50'06"E 234.47 feet to the P.O.B.

### Tract 3

Part of the SW1/4 of the NE1/4 of Section 3, Township 15 North, Range 31 West, Washington County, Arkansas, being more particularly described as follows: Beginning at the Northeast corner of said forty acre tract, thence S00°50'10"W 462.07 feet; thence S59°50'06"W 390.16 feet; thence N02°57'34"E 656.21 feet; thence N89°31'08"E 310.19 feet to the Point of Beginning, containing 4.108 acres, more or less.

**City of Farmington  
Application for Rezoning**

Please fill out this form completely, supply all necessary information to support your request. Your application will not be placed on the agenda for Planning Commission until all information is furnished.

Applicant: Bart Bauer Day Phone: 479-283-0153  
Address: 3804 Copper Ridge Rd Fax: \_\_\_\_\_  
Little Flock, AR 72756  
Representative: \_\_\_\_\_ Day Phone: \_\_\_\_\_  
Address: \_\_\_\_\_ Fax: \_\_\_\_\_  
Property Owner: Nick Limbird Day Phone: 479-799-8929  
Address: 3509 Copper Ridge Rd Fax: \_\_\_\_\_  
Little Flock, AR 72756  
Indicate where correspondence should be sent (circle one): Applicant Representative -- Owner

Describe Proposed Property In Detail (Attach additional pages if necessary)

Property Description  
Site Address -- 11294 N Hwy 170, 760-02908-000, 760-02917-000  
Current Zoning -- A1 Proposed Zoning -- RE2

Attach legal description and site plan (a scaled drawing of the property to be rezoned showing accurate lot lines, surrounding zoning, adjacent owners and a north arrow is required.)

Type of zoning requested and reason for request:  
residential estate size lots to create 4 lots

Responsibilities of the Applicant:  
1. The applicant shall be responsible for providing the name and address of all adjacent property owners. The notice to all adjacent property owners must be sent by certified mail, return receipt requested at least ten (10) days prior to the Planning Commission meeting. Evidence in the form of a signed Affidavit (see attached), that notice has been given to all adjacent property owners by certified mail, return receipt requested, will be submitted. Notification should be sent after the City of Farmington has accepted the application and the date of the public hearing has been confirmed. The required Affidavit and supporting exhibits (mailing receipts, list of property owners of record and copy



Type: REAL ESTATE  
Kind: WARRANTY DEED  
Recorded: 3/24/2020 12:31:40 PM  
Fee Amt: \$30.00 Page 1 of 4  
Washington County, AR  
Kyle Sylvester Circuit Clerk

First National Title Company  
1420 E. Augustine Lane, Suite 1  
Fayetteville, AR 72703

File# 2020-00009261

**WARRANTY DEED  
MARRIED PERSON**

KNOW ALL MEN BY THESE PRESENTS:

THAT, Richard Lee Grubbs, Jr., a married person, hereinafter called Grantor, for and in consideration of the sum of One and no one hundredths (\$1.00) Dollars and other good and valuable consideration in hand paid by EBL Investments, LLC, an Arkansas Limited Liability Company, the receipt of which is hereby acknowledged, does hereby grant, bargain sell and convey unto the said, EBL Investments, LLC, an Arkansas Limited Liability Company, hereinafter called Grantee, and unto its successors and assigns forever, the following lands lying in the County of Washington and State of Arkansas, to wit:

See Exhibit A attached hereto and made a part hereof.

To have and to hold the same unto the said Grantee and unto its successors and assigns forever, with all appurtenances thereunto belonging.

And I hereby covenant with said Grantee that I will forever warrant and defend the title to said lands against all lawful claims whatever, subject to existing easements, building lines, restrictions and assessments of record, if any. No warranty or representation is made as to any mineral interest on the aforementioned property.


AND I, Catherine S. Grubbs, wife of the said Richard Lee Grubbs, Jr., a married person, for the consideration recited herein, do hereby release and relinquish unto the said Grantee all my rights of dower and homestead in and to the said lands.


Prepared under the supervision of  
James R. Pender  
Attorney At Law  
415 N. McKinley Street, Ste 1200  
Little Rock, AR 72205

File No.: 104-200059-WM

Page 1 of 3

WITNESS our hands and seal on this 18 day of March, 2020.

  
Richard Lee Grubbs, Jr.

  
Catherine S. Grubbs

**ACKNOWLEDGMENT**

STATE OF ARKANSAS  
COUNTY OF WASHINGTON

BE IT REMEMBERED, That on this day came before the undersigned, a Notary Public within and for the County aforesaid, duly commissioned and acting, **Richard Lee Grubbs, Jr., a married person**, to me well known as the Grantor in the foregoing Deed and stated that he had executed the same for the consideration, uses and purposes therein mentioned and set forth.

And on the same day voluntarily appeared before me the said **Catherine S. Grubbs, wife** of the said **Richard Lee Grubbs, Jr., a married person**, to me well known as the Grantor in the foregoing Deed and stated that she had executed the same for the consideration, uses and purposes therein mentioned and set forth.

WITNESS my hand and seal as such notary public this 18 day of March, 2020.

  
Notary Public

My commission expires: 11-1-2027



## EXHIBIT A

### Tract 1

Part of the SW1/4 of the NE1/4 of Section 3, Township 15 North, Range 31 West, Washington County, Arkansas, being more particularly described as follows: Commencing at the NE corner of said SW1/4 of the NE1/4 of Section 3, thence run S00°50'10"W 532.07 feet to the P. O. B., and running thence South 331.85 feet, thence N89°09'50"W 211.30 feet; thence N03°38'04"E 211.34 feet; thence N59°40'06"E 234.47 feet to the P.O.B.

### Tract 2

A part of the SW1/4 of the NE1/4 and the SE1/4 of the NW1/4 of Section 3, Township 15 North, Range 31 West, Washington County Arkansas and being more particularly described as follows: Beginning at point which is the NE corner of said SW1/4 of the NE1/4 of Section 3; thence S00°50'10"W 1324.19 feet; thence S89°30'40"W 233.16 feet; thence N02°53'23"E 223.98 feet; thence S88°01'49"W 436.18 feet; thence N02°25'59"W 225.63 feet; thence S59°50'06"W 275.60 feet; thence Southwesterly along a curve to the left having a radius of 308.00 feet and an arc length of 113.01 feet; thence S38°48'46"W 27.60 feet; thence N89°21'39"W 857.10 feet; thence Northwesterly along a Non-tangent curve to the left having a radius of 6430.66 feet and an arc length of 1217.72 feet; thence N89°31'08"E 1375.14 feet to the P.O.B.

### AND

A part of the Southeast Quarter (SE1/4) of the Northwest Quarter (NW1/4) and a part of the Northeast Quarter (NE1/4) of the Southwest Quarter (SW1/4) of Section 3, Township 15 North, Range 31 West, Washington County, Arkansas, being more particularly described as follows: Beginning at the SE corner of said SE1/4 of the NW1/4, thence N 02°19'12" E, 212.40 feet; thence N 87°25'37" W, 523.46 feet; thence S 33°31'56" W, 150.92 feet; thence S 88°45'49" E, 153.88 feet; thence with a curve to the left, arc length of 270.68 feet, radius of 343.27 feet; chord bearing N 79°07'24" E, 263.72 feet; thence S 72°27'40" E, 27.59 feet; thence S 36°12'10" E, 27.28 feet; thence with a curve to the right, arc length 48.88 feet, radius of 55.93 feet, chord bearing S 01°37'55" E, 47.34 feet; thence S 16°15'11" W, 30.91 feet; thence S 23°35'23" E, 64.85 feet; thence with a curve to the right, arc length of 128.12 feet; radius of 177.82 feet; chord bearing S 19°34'53" E, 125.36 feet; thence S 02°58'31" E, 55.05 feet; thence S 87°33'53" E, 75.43 feet; thence N 01°05'41" E, 186.70 feet to the Point of Beginning, containing 1.96 acres and subject to a water line (as per Deed Record 97-088969) and a gas line easement on the East side of the subject property and a sewer line easement on the West side of the property.

### LESS AND EXCEPT:

Tract 1 described as Beginning at a point which is the NE corner of said SW 1/4 of the NE1/4 of Section 3; thence S00°50'10"W 462.07 feet; thence S59°50'06"W 390.16 feet; thence N02°57'34"E 656.21 feet; thence N89°31'08"E 310.19 feet to the point of beginning.

### ALSO LESS AND EXCEPT:

Commencing at the NE corner of said SW1/4 of the NE1/4 of Section 3; thence run S00°50'10"W 532.07 feet to the P.O.B, thence S00°50'10"W 331.85 feet; thence N89°09'50"W 211.30 feet; thence N03°38'04"E 211.34 feet; thence N59°50'06"E 234.47 feet to the P.O.B.

### Tract 3

Part of the SW1/4 of the NE1/4 of Section 3, Township 15 North, Range 31 West, Washington County, Arkansas, being more particularly described as follows: Beginning at the Northeast corner of said forty acre tract, thence S00°50'10"W 462.07 feet; thence S59°50'06"W 390.16 feet; thence N02°57'34"E 656.21 feet; thence N89°31'08"E 310.19 feet to the Point of Beginning, containing 4.108 acres, more or less.



STATE OF ARKANSAS  
DEPARTMENT OF FINANCE AND ADMINISTRATION  
MISCELLANEOUS TAX SECTION  
P.O. BOX 896, LITTLE ROCK, AR 72203-0896

Real Estate Transfer Tax Stamp  
Proof of Tax Paid



File Number: 104-200059-WM

Grantee:  
Mailing Address: EBL INVESTMENTS, LLC  
5247 W METRO PARK CROSSING  
ROGERS AR 727580000

Grantor:  
Mailing Address: RICHARD LEE GRUBBS, JR  
1215 NE WAVERLY WAY  
BENTONVILLE AR 727120000

Property Purchase Price: \$1,000,000.00  
Tax Amount: \$3,300.00  
County: WASHINGTON  
Date Issued: 03/24/2020  
Stamp ID: 1617463296

Washington County, AR  
I certify this instrument was filed on  
3/24/2020 12:31:40 PM  
and recorded in REAL ESTATE

File# 2020-00009261  
Kvle Sylvester - Circuit Clerk

I certify under penalty of false swearing that documentary stamps or a documentary symbol in the legally correct amount has been placed on this instrument

Grantee or Agent Name (printed): CRISA NIXON Agent INC

Grantee or Agent Name (signature): Crissa Nixon Date: 3-24-2020

Address: First National Title

City/State/Zip: 1420 E. Augustine Ln., Suite 1  
Fayetteville, AR 72703-4943

**BLEW & ASSOCIATES, PA**  
**CIVIL ENGINEERS & LAND SURVEYORS**

---

*A PART OF TRACT 2 (WARRANTY DEED BOOK 2020, PG. 9261)*

*A PART OF THE SW1/4 OF THE NE1/4 OF SECTION 3, TOWNSHIP 15 NORTH, RANGE 31 WEST, WASHINGTON COUNTY, ARKANSAS, BEING MORE PARTICULARLY DESCRIBED AS FOLLOWS, TO-WIT: BEGINNING AT A POINT WHICH IS S02°30'18"W 846.99' FROM THE NORTHEAST CORNER OF SAID SW1/4 OF THE NE1/4, AND RUNNING THENCE ALONG THE EAST LINE OF SAID SW1/4 OF THE NE1/4 S02°30'18"W 464.44' TO A FOUND IRON PIN FOR THE SOUTHEAST CORNER OF SAID SW1/4 OF THE NE1/4, THENCE WITH THE SOUTH LINE OF SAID SW1/4 OF THE NE1/4 N87°22'29"W 248.06' TO A POINT, FROM WHICH A FOUND IRON PIN BEARS N05°33'22"E 3.23', THENCE LEAVING SAID SOUTH LINE N05°33'22"E 226.32' TO A FOUND IRON PIN, THENCE N89°32'12"W 436.95' TO A FOUND IRON PIN, THENCE N00°03'48"E 182.85' TO A FOUND IRON PIN ON THE SOUTHERLY RIGHT-OF-WAY OF ARKANSAS HIGHWAY 170, THENCE ALONG SAID RIGHT-OF-WAY THE FOLLOWING 2 COURSES AND DISTANCES: N62°29'34"E 95.93', AND N62°38'52"E 450.22' TO A FOUND IRON PIN, THENCE LEAVING SAID RIGHT-OF-WAY S06°07'51"W 198.54' TO A FOUND IRON PIN, THENCE S86°40'03"E 219.53' TO THE POINT OF BEGINNING. CONTAINING 5.73 ACRES MORE OR LESS. SUBJECT TO EASEMENTS AND RIGHTS-OF-WAY OF RECORD.*

**BLEW & ASSOCIATES, PA**  
**CIVIL ENGINEERS & LAND SURVEYORS**

---

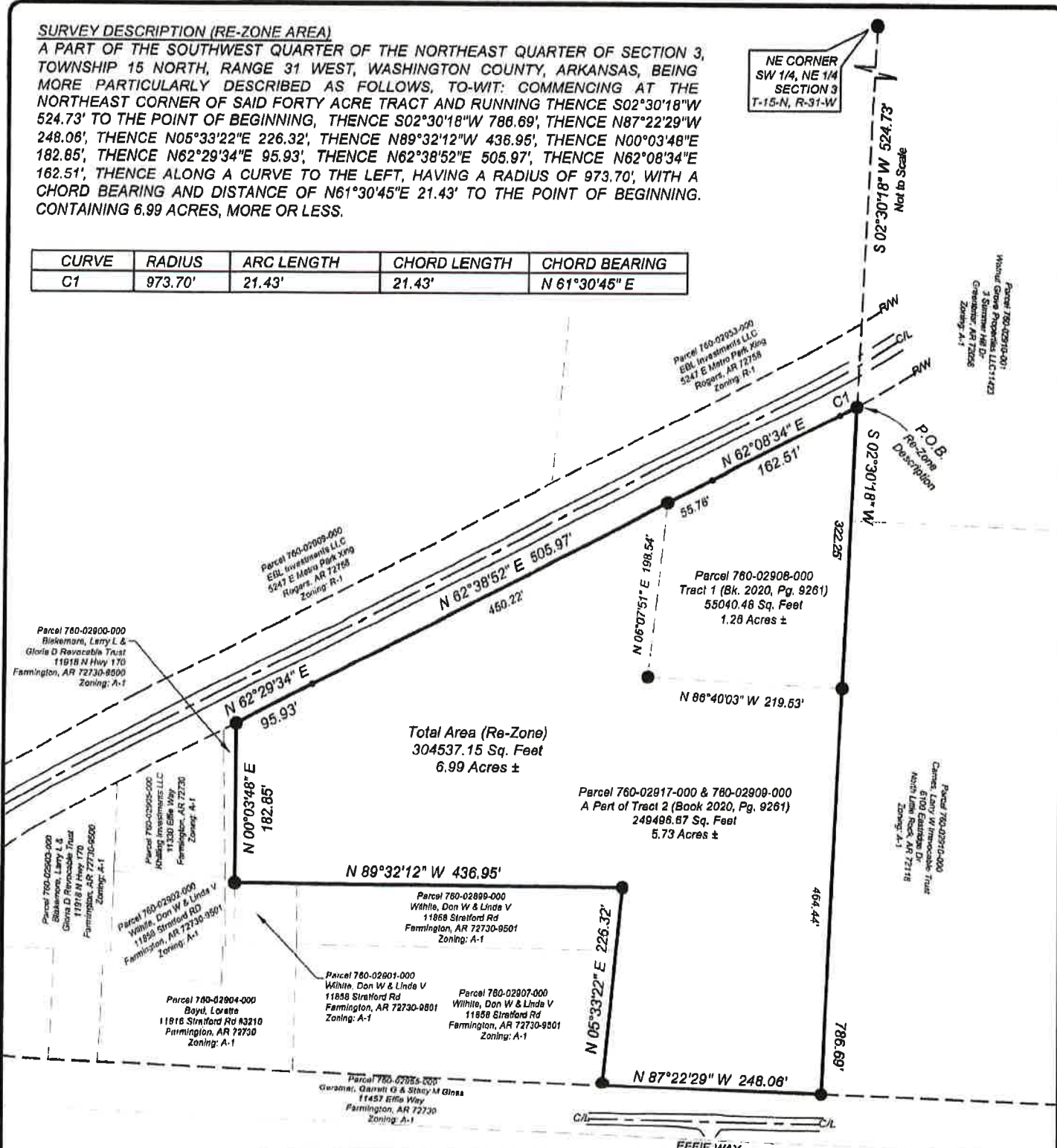
**SURVEY DESCRIPTION (RE-ZONE AREA)**

**A PART OF THE SOUTHWEST QUARTER OF THE NORTHEAST QUARTER OF SECTION 3, TOWNSHIP 15 NORTH, RANGE 31 WEST, WASHINGTON COUNTY, ARKANSAS, BEING MORE PARTICULARLY DESCRIBED AS FOLLOWS, TO-WIT: COMMENCING AT THE NORTHEAST CORNER OF SAID FORTY ACRE TRACT AND RUNNING THENCE S02°30'18"W 524.73' TO THE POINT OF BEGINNING, THENCE S02°30'18"W 786.69', THENCE N87°22'29"W 248.06', THENCE N05°33'22"E 226.32', THENCE N89°32'12"W 436.95', THENCE N00°03'48"E 182.85', THENCE N62°29'34"E 95.93', THENCE N62°38'52"E 505.97', THENCE N62°08'34"E 162.51', THENCE ALONG A CURVE TO THE LEFT, HAVING A RADIUS OF 973.70', WITH A CHORD BEARING AND DISTANCE OF N61°30'45"E 21.43' TO THE POINT OF BEGINNING. CONTAINING 6.99 ACRES, MORE OR LESS.**

**SURVEY DESCRIPTION (RE-ZONE AREA)**

A PART OF THE SOUTHWEST QUARTER OF THE NORTHEAST QUARTER OF SECTION 3, TOWNSHIP 15 NORTH, RANGE 31 WEST, WASHINGTON COUNTY, ARKANSAS, BEING MORE PARTICULARLY DESCRIBED AS FOLLOWS, TO-WIT: COMMENCING AT THE NORTHEAST CORNER OF SAID FORTY ACRE TRACT AND RUNNING THENCE S02°30'18"W 524.73' TO THE POINT OF BEGINNING, THENCE S02°30'18"W 786.69', THENCE N87°22'29"W 248.06', THENCE N05°33'22"E 226.32', THENCE N89°32'12"W 436.95', THENCE N00°03'48"E 182.85', THENCE N62°29'34"E 95.93', THENCE N62°38'52"E 505.97', THENCE N62°08'34"E 162.51', THENCE ALONG A CURVE TO THE LEFT, HAVING A RADIUS OF 973.70', WITH A CHORD BEARING AND DISTANCE OF N61°30'45"E 21.43' TO THE POINT OF BEGINNING. CONTAINING 6.99 ACRES, MORE OR LESS.

CURVE	RADIUS	ARC LENGTH	CHORD LENGTH	CHORD BEARING
C1	973.70'	21.43'	21.43'	N 61°30'45" E



**RE-ZONE EXHIBIT**

**BLEW & ASSOCIATES, PA**  
CIVIL ENGINEERS & LAND SURVEYORS

**EBL INVESTMENTS, LLC**  
WARRANTY DEED BOOK 2020, PG. 9261


Project Number:  
20-320

Certificate of Authorization No 1534

Date: 05/17/2023

**AGENT AUTHORIZATION**

I (We), Nick Limbird, the owner(s) of the real property described in the attached application, do authorize as my (our) agent(s), Bart Bauer, to represent me (us) regarding the attached application and to appear on my (our) behalf before any administrative or legislative body in the City of Farmington considering this application and to act in all respects as our agent in matters pertaining to the attached application.



Property Owner – Signature

Nick Limbird

Property Owner - Print

Property Owner – Signature

Property Owner - Print





Lot 1  
43,819.49 sq ft  
1.01 ac

Lot 2  
7,561.78 sq ft  
0.17 ac

Lot 3  
62,253.32 sq ft  
1.43 ac

Lot 4  
150,156.77 sq ft  
3.45 ac

100 ft

100 ft

4

5

6

16

**Applicant/Representative:** I certify under penalty of perjury that the foregoing statements and answers herein made, all data, information and evidence herewith submitted are in all respects, to the best of my knowledge and belief, true and correct. I understand that submittal of incomplete, incorrect or false information is grounds for invalidation of the application. I understand that the City of Farmington may not approve my application or may set conditions on approval.

  
\_\_\_\_\_  
Applicant Signature

Date 6/6/23

**Property Owner/Authorized Agent:** I certify under penalty of perjury that I am the owner of the property that is the subject of this application and that I have read this application and consent to its filing. (If signed by the authorized agent, a letter from the property owner must be provided indicating that the agent is authorized to act on his behalf.)

  
\_\_\_\_\_  
Owner/Agent Signature

Date 6/6/23

The Meadows of Woods Creek, Inc.  
City of Farmington

rezone application for 4 lots

5/15/2023

1652  
25.00

Arvest Checking

rezone on parcel IDs: 760-02908-000, 760-0290

25.00

13272

www.checksforless.com 800-245-5775 Order # 3429172-2

<b>Owner Name</b>	<b>Owner Address</b>
Walnut Grove Properties, LLC	3 Summer Hill Drive, Greenbrier, AR 72058
Larry W Carnes-Irrevocable Trust	6100 Eastridge Drive, North Little Rock, AR 72118
Don & Linda Wilhite	11858 Stratford Road, Farmington, AR 72730-9501
Khilling Investments, LLC	11330 Effie Way, Farmington, AR 72730
Jennifer Marie Haeg & Blake Allen Samuel	11863 Effie Way, Farmington, AR 72730
Sherry & Timonthy Garrison	PO BOX 1163 Farmington, AR 72730
Gaylon & Linda Mitchell	PO BOX 103 Farmington, AR 72730-0103

**NOTICE OF PUBLIC HEARING BEFORE  
THE FARMINGTON PLANNING COMMISSION  
ON AN APPLICATION TO REZONE PROPERTY**

To All Owners of land lying adjacent to the property at:

1129A N Hwy 170, Parcel ID: 760-02908-000 ,  
Location & Parcel ID: 760-02917-000

EBL Investments (Nick Limbird)  
Owned by \_\_\_\_\_

NOTICE IS HEREBY GIVEN THAT an application has been filed for REZONING of the above property from A1 to RE2.

A public hearing on said application will be held by the Farmington Planning Commission at Farmington City Hall, 354 W. Main St. on June 26<sup>th</sup>, 2023 at 6:00 p.m.

All parties interested in this matter may appear and be heard at said time and place; or may notify the Planning Commission of their views on this matter by letter. All persons interested in this request are invited to call or visit the City Business Manager at City Hall, 354 W. Main, 479-267-3865.

7022 0410 0000 6676 7491

**U.S. Postal Service™**  
**CERTIFIED MAIL® RECEIPT**  
 Domestic Mail Only

For delivery information, visit our website at [www.usps.com](http://www.usps.com).

Farmington, AR 72730

**OFFICIAL USE**

Certified Mail Fee \$ 15.15

Extra Services & Fees (check box, add fee as appropriate)

Return Receipt (hardcopy) \$ 3.00

Return Receipt (electronic) \$ 3.00

Certified Mail Restricted Delivery \$ 3.00

Adult Signature Required \$ 3.00

Adult Signature Required for Delivery \$ 3.00

Postage \$ 11.63

Total Postage and Fees \$ 26.17

Postmark: JUN 6 2023

Post Office: FAYETTEVILLE AR MAIN POST OFFICE

Post Office ZIP: 72701

Post Office City: Fayetteville, AR

Post Office State: AR

Post Office Country: US

Send To: Gaylon & Linda Mitchell  
 Street: PO BOX 103  
 City: Farmington, AR 72730-0103

PS Form 3800, April 2015 PSN 7530-02-000-9047 See Reverse for Instructions

7022 0410 0000 6676 7460

**U.S. Postal Service™**  
**CERTIFIED MAIL® RECEIPT**  
 Domestic Mail Only

For delivery information, visit our website at [www.usps.com](http://www.usps.com).

Greenbrier, AR

**OFFICIAL USE**

Certified Mail Fee \$ 15.15

Extra Services & Fees (check box, add fee as appropriate)

Return Receipt (hardcopy) \$ 3.00

Return Receipt (electronic) \$ 3.00

Certified Mail Restricted Delivery \$ 3.00

Adult Signature Required \$ 3.00

Adult Signature Required for Delivery \$ 3.00

Postage \$ 11.63

Total Postage and Fees \$ 26.17

Postmark: JUN 6 2023

Post Office: FAYETTEVILLE AR MAIN POST OFFICE

Post Office ZIP: 72701

Post Office City: Fayetteville, AR

Post Office State: AR

Post Office Country: US

Send To: Walnut Grove Properties, LLC  
 3 Summer Hill Drive  
 Greenbrier, AR 72058

PS Form 3800, April 2015 PSN 7530-02-000-9047 See Reverse for Instructions

7022 0410 0000 6676 7514

**U.S. Postal Service™**  
**CERTIFIED MAIL® RECEIPT**  
 Domestic Mail Only

For delivery information, visit our website at [www.usps.com](http://www.usps.com).

Farmington, AR 72730

**OFFICIAL USE**

Certified Mail Fee \$ 15.15

Extra Services & Fees (check box, add fee as appropriate)

Return Receipt (hardcopy) \$ 3.00

Return Receipt (electronic) \$ 3.00

Certified Mail Restricted Delivery \$ 3.00

Adult Signature Required \$ 3.00

Adult Signature Required for Delivery \$ 3.00

Postage \$ 11.63

Total Postage and Fees \$ 26.17

Postmark: JUN 6 2023

Post Office: FAYETTEVILLE AR MAIN POST OFFICE

Post Office ZIP: 72701

Post Office City: Fayetteville, AR

Post Office State: AR

Post Office Country: US

Send To: Jennifer Haeg & Blake Samuel ...  
 11863 Effie Way  
 Farmington, AR 72730

PS Form 3800, April 2015 PSN 7530-02-000-9047 See Reverse for Instructions

7022 0410 0000 6676 7507

**U.S. Postal Service™**  
**CERTIFIED MAIL® RECEIPT**  
 Domestic Mail Only

For delivery information, visit our website at [www.usps.com](http://www.usps.com).

Farmington, AR 72730

**OFFICIAL USE**

Certified Mail Fee \$ 15.15

Extra Services & Fees (check box, add fee as appropriate)

Return Receipt (hardcopy) \$ 3.00

Return Receipt (electronic) \$ 3.00

Certified Mail Restricted Delivery \$ 3.00

Adult Signature Required \$ 3.00

Adult Signature Required for Delivery \$ 3.00

Postage \$ 11.63

Total Postage and Fees \$ 26.17

Postmark: JUN 6 2023

Post Office: FAYETTEVILLE AR MAIN POST OFFICE

Post Office ZIP: 72701

Post Office City: Fayetteville, AR

Post Office State: AR

Post Office Country: US

Send To: Sherry & Timothy Garrison  
 PO BOX 1163  
 Farmington, AR 72730

PS Form 3800, April 2015 PSN 7530-02-000-9047 See Reverse for Instructions

7022 0410 0000 6676 5435

**U.S. Postal Service**  
**CERTIFIED MAIL® RECEIPT**  
*Domestic Mail Only*

For delivery information, visit our website at [www.usps.com](http://www.usps.com).

Postage paid at Farmington, AR 72730

Certified Mail Fee \$4.15

Extra Services & Fees (check box, add fee as indicated):  
 Return Receipt (hardcopy)  
 Certified Mail Restricted Delivery  
 Adult Signature Required  
 Adult Signature Restricted Delivery

Postage \$1.13

**Total Postage and Fees \$5.28**

To: **Don & Linda Wilhite**  
 11858 Stratford Road  
 Farmington, AR 72730-9501

PS Form 3800, April 2015 PSN 7530-02-000-9047 See Reverse for Instructions



7022 0410 0000 6676 7477

**U.S. Postal Service**  
**CERTIFIED MAIL® RECEIPT**  
*Domestic Mail Only*

For delivery information, visit our website at [www.usps.com](http://www.usps.com).

Postage paid at Farmington, AR 72730

Certified Mail Fee \$4.15

Extra Services & Fees (check box, add fee as indicated):  
 Return Receipt (hardcopy)  
 Certified Mail Restricted Delivery  
 Adult Signature Required  
 Adult Signature Restricted Delivery

Postage \$1.13

**Total Postage and Fees \$5.28**

To: **Larry W Carnes-Irrevocable Trust**  
 6100 Eastridge Drive  
 North Little Rock, AR 72118

PS Form 3800, April 2015 PSN 7530-02-000-9047 See Reverse for Instructions



7022 0410 0000 6676 7545

**U.S. Postal Service™**  
**CERTIFIED MAIL® RECEIPT**  
*Domestic Mail Only*

For delivery information, visit our website at [www.usps.com](http://www.usps.com).

Postage paid at Farmington, AR 72730

Certified Mail Fee \$4.15

Extra Services & Fees (check box, add fee as indicated):  
 Return Receipt (hardcopy)  
 Certified Mail Restricted Delivery  
 Adult Signature Required  
 Adult Signature Restricted Delivery

Postage \$1.13

**Total Postage and Fees \$5.28**

To: **Khilling Investments, LLC**  
 11330 Effie Way  
 Farmington, AR 72730

PS Form 3800, April 2015 PSN 7530-02-000-9047 See Reverse for Instructions



## NOTICE OF PUBLIC HEARING

A petition to rezone the property as described below has been filed with the City of Farmington on the 23<sup>rd</sup> day of May, 2023.

A PART OF THE SOUTHWEST QUARTER OF THE NORTHEAST QUARTER OF SECTION 3, TOWNSHIP 15 NORTH, RANGE 31 WEST, WASHINGTON COUNTY, ARKANSAS, BEING MORE PARTICULARLY DESCRIBED AS FOLLOWS, TO-WIT: COMMENCING AT THE NORTHEAST CORNER OF SAID FORTY ACRE TRACT AND RUNNING THENCE S02°30'18"W 524.73' TO THE POINT OF BEGINNING, THENCE S02°30'18"W 786.69', THENCE N87°22'29"W 248.06', THENCE N05°33'22"E 226.32', THENCE N89°32'12"W 436.95', THENCE N00°03'48"E 182.85', THENCE N62°29'34"E 95.93', THENCE N62°38'52"E 505.97', THENCE N62°08'34"E 162.51', THENCE ALONG A CURVE TO THE LEFT, HAVING A RADIUS OF 973.70', WITH A CHORD BEARING AND DISTANCE OF N61°30'45"E 21.43' TO THE POINT OF BEGINNING. CONTAINING 6.99 ACRES, MORE OR LESS.

A public hearing to consider this request to rezone the above described property from A1 to RE2 will be held on the 26<sup>th</sup> day of June, 2023, at 6:00 p.m. at Farmington City Hall, 354 West Main, Farmington, Arkansas. All interested persons are invited to attend.



6/6/23, 2:57 PM

Gmail - notice of public hearing-farmington rezone



blaire bradbury <blairebradbury@gmail.com>

---

## notice of public hearing-farmington rezone

---

**Anna Hernandez** <ahernandez@rivervalleydemocratgazette.com>  
To: blaire bradbury <blairebradbury@gmail.com>, Patricia Bauer <bauerpat@sbcglobal.net>  
Cc: legalads@nwadg.com

Mon, Jun 5, 2023 at 3:03 PM

It was scheduled June 4



**Anna Hernandez**

Classified Specialist

[ahernandez@rivervalleydemocratgazette.com](mailto:ahernandez@rivervalleydemocratgazette.com) | 479-571-6400

---

River Valley Democrat-Gazette [www.rivervalleydemocratgazette.com](http://www.rivervalleydemocratgazette.com)

**Our community. Our paper.**

---

5 Court Street | Fort Smith, AR 72901

**From:** blaire bradbury <blairebradbury@gmail.com>  
**Sent:** Monday, June 5, 2023 10:57 AM  
**To:** Patricia Bauer <bauerpat@sbcglobal.net>  
**Cc:** Anna Hernandez <ahernandez@rivervalleydemocratgazette.com>; legalads@nwadg.com  
**Subject:** Re: notice of public hearing-farmington rezone

Hi,

I'm just checking to see when this is going to get posted, as we have to have it in the paper by June 11th for the rezone.

Thanks,

Blaire

On Thu, Jun 1, 2023 at 10:57 AM Patricia Bauer <bauerpat@sbcglobal.net> wrote:

<https://mail.google.com/mail/u/0/?ik=606958303e&view=pt&search=all&permmsgid=msg-f:1767894305240021240&simpl=msg-f:17678943052400212...> 1/2

## AFFIDAVIT

I hereby certify that I Rust Bauer  
Print name

acting as agent/owner, have provided notice to affected parties in accordance with the requirements set forth in the instruction given with the application and that the notice information provided is to the best of my knowledge true and factual. I am hereby enclosing the following supporting documents: copy of the notice, mailing receipts, list of property owners of record, return cards, and any notices that were undeliverable.

Signature: Rust Bauer Date: 6/6/23



A WEHCO MEDIA COMPANY

Account #: STTMOWC

Company: THE MEADOWS OF WOODS CREEK, INC

Client: THE MEADOWS OF WOODS CREEK, INC/ Blaire Bradbury

Ad number #: 293726

PO #:

Matter of: PH Farmington RZN

AFFIDAVIT • STATE OF ARKANSAS • COUNTY OF WASHINGTON

I, Carla Gardner, do solemnly swear that I am the Finance Director of the Northwest Arkansas Democrat Gazette, a daily newspaper printed and published in said county, State of Arkansas; that I was so related to this publication at and during the publication of the annexed legal advertisement in the matter of :

PH Farmington RZN

Pending in the court, in said County, and at the dates of the several publications of said advertisement stated below, and that during said periods and at said dates, said newspaper was printed and had a bona fide circulation in said County, that said newspaper had been regularly printed and published in said county, and had a bona fide circulation therein for the period of one month before the date of the first publication of said advertisement; and that said advertisement was published in the regular daily issues of said newspaper as stated below.

And that there is due or has been paid the Northwest Arkansas Democrat Gazette for publication the sum of \$82.08. (Includes \$0.00 Affidavit Charge).

NWA Democrat Gazette 06/04/23; NWA nwaonline.com 06/04/23

*Carla Gardner*

Finance Director

*Catherine Staggs*

NOTARY PUBLIC



**NOTICE OF PUBLIC HEARING**

A petition to rezone the property as described below has been filed with the City of Farmington on the 23rd day of May, 2023.

A PART OF THE SOUTHWEST QUARTER OF THE NORTHEAST QUARTER OF SECTION 3, TOWNSHIP 15 NORTH, RANGE 31 WEST, WASHINGTON COUNTY, ARKANSAS, BEING MORE PARTICULARLY DESCRIBED AS FOLLOWS, TO-WIT: COMMENCING AT THE NORTHEAST CORNER OF SAID FORTY ACRE TRACT AND RUNNING THENCE S02°30'18"W 524.73' TO THE POINT OF BEGINNING, THENCE S02°30'18"W 786.69', THENCE N87°22'29"W 248.06', THENCE N05°33'22"E 226.32', THENCE N88°32'12"W 436.85', THENCE N00°03'48"E 182.85', THENCE N62°29'34"E 85.83', THENCE N62°38'52"E 505.97', THENCE N62°08'34"E 182.51', THENCE ALONG A CURVE TO THE LEFT, HAVING A RADIUS OF 973.70', WITH A CHORD BEARING AND DISTANCE OF N61°30'45"E 21.43' TO THE POINT OF BEGINNING. CONTAINING 6.99 ACRES, MORE OR LESS.

A public hearing to consider this request to rezone the above described property from A1 to RE2 will be held on the 26th day of June, 2023, at 6:00 p.m. at Farmington City Hall, 354 West Main, Farmington, Arkansas. All interested persons are invited to attend. June 4, 2023 293726

OFFICE USE ONLY  
BUSINESS NUMBER: 1091  
LICENSE NUMBER: 3091  
DATE: 6/20/23  
pd ck #1008

**BUSINESS LICENSE RENEWAL APPLICATION  
CITY OF FARMINGTON  
P.O. Box 150, Farmington, AR.72730**

Out of Business       Currently in Business   
Business Name: 6x4 Adventures Book Shop

Location Address: 117 E. Main St.  
City Farmington State AR Zip 72730

Owners Name: Scott Smith & Alyce Moore

Mailing Address: PO Box 1106  
City Farmington State AR Zip 72765

Corporate Office Phone: 479-521-4823

Business Phone: 479-521-4823 (local number)

Email: info@6x4adventuresbookshop.com

State Sales Tax #: 54402299-565

**Information for Police and Fire Dept.**

Emergency Contact: Scott Smith

Emergency Phone: 479-521-4823

  
\_\_\_\_\_

*Signature of Applicant*

**Total Due for License Renewal is \$25.00**

FARMINGTON POLICE DEPARTMENT  
After-Hour Contact Information

The following information could be beneficial to the Farmington Police Department in the event of an emergency at your business, such as a burglary, fire, or vandalism. Please complete this form and return with business license renewal:

If you have any questions or need assistance completing the form please call 479-267-3411.

Business Name: Gem Adventures  
Address: 117 E. Main, Farmington, Ar. 72780  
Mailing Address: Po Box 1106, Springdale, Ar. 72765  
Business Phone #: 479-521-4823

Manager/Owner: Scott Smith Primary Contact (Yes) (No)  
Home Address: 3880 E. Fox Hunter, Fayetteville  
Phone #: 479-521-4823 Cell Phone #: \_\_\_\_\_

Business Property Leased? (Yes) (No)  
Property Owner: Chris Patterson  
Address: \_\_\_\_\_  
Phone #: 479-601-2045 Cell Phone#: \_\_\_\_\_

In addition to the manager, please list at least two other employees or persons whom we can contact in the event of an emergency. The persons listed should have access (keys) to the building and the alarm system (alarm reset code). Please list the contact persons in the order you would like them contacted.

- (1) Name: Alyce Moore  
Home Phone#: 479-521-4823 Cell Phone #: \_\_\_\_\_
- (2) Name: Jamie Beaver  
Home Phone#: 479-200-0477 Cell Phone #: \_\_\_\_\_
- (3) Name: \_\_\_\_\_  
Home Phone#: \_\_\_\_\_ Cell Phone #: \_\_\_\_\_

# Agenda Item 12

**RESOLUTION NO. 2023-05**

**A RESOLUTION WAIVING REQUIREMENTS OF COMPETITIVE BIDDING FOR THE PURCHASE OF SEVENTEEN AXON BODYCAM 4'S WITH FLEX FOR THE FARMINGTON POLICE DEPARTMENT PURSUANT TO A.C.A. §14-58-303(b)(2)(B)**

**WHEREAS**, the Farmington Police Department is in the process of acquiring seventeen Axon Bodycam 4's with FLEX for the Farmington Police department; and

**WHEREAS**, seventeen Axon Bodycam 4's with FLEX will be available from AXON and will need to be ordered soon to ensure we have them before the current TAP program expires; and

**NOW, THEREFORE, BE IT ORDAINED BY THE CITY COUNCIL OF FARMINGTON, ARKANSAS:**

**SECTION 1:** That due to the exceptional situation as described hereinabove, competitive bidding for the purchase of seventeen Axon Bodycam 4's with FLEX is deemed to be neither feasible nor practicable.

**SECTION 2:** That in accordance with A.C.A. §14-58-303(b)(2)(B), which states, "the governing body resolution may waive the requirements of competitive bidding in exceptional situations where this procedure is deemed not feasible nor practical", the City of Farmington, Arkansas, through its city council, is hereby authorized to purchase seventeen Axon Bodycam 4's with FLEX for a cost of \$125,000.00.

**PASSED AND APPROVED** this 10th day of July, 2023.

---

Ernie Penn, Mayor

---

Kelly Penn, City Clerk





City of Farmington  
354 W. Main Street  
P.O. Box 150  
Farmington, AR 72730  
479-267-3865  
479-267-3805 (fax)

## **MEMO**

To: Farmington City Council  
Ernie Penn, Mayor  
Kelly Penn, City Clerk

From: BRIAN HUBBARD, CHIEF  
Re: PURCHASE OF NEW AXON Bodycam 4 with FLEX  
Date: 7/10/23

### **Recommendation**

Request the approval to purchase 17 AXON Bodycam 4's with FLEX.

### **Background**

The cameras we currently use are nearing the end of their warranty with the TAP (Technology Assurance Plan) program. AXON no longer makes this model and is taking longer to get issues fixed with the cameras when they arise. We are constantly sending units back for repair which causes hardships for the department by operating with the minimum cameras needed for officers. Since technology upgrades happen constantly, we are trying to stay ahead of the curve to help protect the officer, the department and most importantly the city. This camera system is what the department has been using since the beginning.

### **Discussion**

Under the TAP program we can purchase 17 AXON Bodycam 4's with FLEX. The TAP program allows us to purchase 17 cameras up front with the assurance plan (service contract). After 2.5 and 5 years in the program the cameras get traded in on new cameras without having to add additional costs. The cameras are needed for the safety of officers. With the TAP program, all of our video evidence is stored cloud based through AXON. We are also able to redacted sensitive information on the videos prior to fulfilling FOIA & court requests. This is an essential tool for the job we perform.

### **Budget Impact**

This was not a budgeted item. The AXON Bodycam 4 with FLEX is a new, top of the line product and will need to be ordered soon to ensure we have them before the current TAP program expires.

\$125,000.00



**Axon Enterprise, Inc.**  
 17800 N 85th St.  
 Scottsdale, Arizona 85255  
 United States  
 VAT: 86-0741227  
 Domestic: (800) 978-2737  
 International: +1.800.978.2737

Q-486094-45105.663LT

Issued: 06/28/2023

Quote Expiration:

Estimated Contract Start Date: 02/15/2024

Account Number: 136432

Payment Terms: N30

Delivery Method:

SHIP TO	BILL TO	SALES REPRESENTATIVE	PRIMARY CONTACT
354 W Main St 354 W Main St Farmington, AR 72730-2615 USA	City of Farmington Police Department - AR  PO Box 150 Farmington AR 72730 USA Email:	Lauren Talley  Phone:  Email: ltalley@axon.com Fax:	Michael Thompson  Phone: (479) 267-3411  Email: Fax: (479) 267-5897

### Quote Summary

Program Length	60 Months
<b>TOTAL COST</b>	<b>\$110,499.70</b>
<b>ESTIMATED TOTAL W/ TAX</b>	<b>\$115,085.81</b>

### Discount Summary

Average Savings Per Year	\$8,195.38
<b>TOTAL SAVINGS</b>	<b>\$40,976.90</b>

### Payment Summary

Date	Subtotal	Tax	Total
Jan 2024	\$23,762.20	\$1,049.21	\$24,811.41
Jan 2025	\$20,425.82	\$832.91	\$21,258.73
Jan 2026	\$21,242.85	\$866.21	\$22,109.06
Jan 2027	\$22,092.56	\$900.87	\$22,993.43
Jan 2028	\$22,976.27	\$936.91	\$23,913.18
<b>Total</b>	<b>\$110,499.70</b>	<b>\$4,586.11</b>	<b>\$115,085.81</b>

**Pricing**

*All deliverables are detailed in Delivery Schedules section lower in proposal*

Quote Unbundled Price: **\$151,476.60**  
 Quote List Price: **\$142,005.60**  
 Quote Subtotal: **\$110,499.70**

Item	Description	Qty	Term	Unbundled	List Price	Net Price	Subtotal	Tax	Total
<b>Program</b>									
BWCamTAP	Body Worn Camera TAP Bundle	17	60	\$37.87	\$32.50	\$32.50	\$33,150.00	\$3,232.11	\$36,382.11
BWCamMBDTAP	Body Worn Camera Multi-Bay Dock TAP Bundle	2	60	\$70.49	\$34.66	\$34.66	\$4,159.20	\$405.53	\$4,564.73
T00001	AB4 FLEX POV TAP BUNDLE	17	60	\$6.74	\$7.04	\$7.04	\$7,180.80	\$700.13	\$7,880.93
<b>A la Carte Hardware</b>									
H00001	AB4 Camera Bundle	14			\$849.00	\$0.00	\$0.00	\$0.00	\$0.00
H00001	AB4 Camera Bundle	3			\$849.00	\$849.00	\$2,547.00	\$248.34	\$2,795.34
H00002	AB4 Multi Bay Dock Bundle	2			\$1,638.90	\$0.00	\$0.00	\$0.00	\$0.00
H00004	AB4 FLEX POV HARDWARE BUNDLE	17			\$249.00	\$0.00	\$0.00	\$0.00	\$0.00
<b>A la Carte Software</b>									
73478	REDACTION ASSISTANT USER LICENSE	17	60		\$9.76	\$9.76	\$9,955.20	\$0.00	\$9,955.20
73683	10 GB EVIDENCE COM A-LA-CART STORAGE	500	60		\$0.60	\$0.60	\$18,000.00	\$0.00	\$18,000.00
73680	RESPOND DEVICE PLUS LICENSE	17	60		\$20.61	\$20.61	\$21,022.20	\$0.00	\$21,022.20
ProLicense	Pro License Bundle	5	60		\$42.91	\$4.03	\$1,210.30	\$0.00	\$1,210.30
BasicLicense	Basic License Bundle	12	60		\$16.87	\$16.25	\$11,700.00	\$0.00	\$11,700.00
<b>A la Carte Services</b>									
80146	VIRTUAL BODYCAM STARTER	1			\$1,575.00	\$1,575.00	\$1,575.00	\$0.00	\$1,575.00
<b>Total</b>							<b>\$110,499.70</b>	<b>\$4,586.11</b>	<b>\$115,085.81</b>

## Delivery Schedule

### Hardware

Bundle	Item	Description	QTY	Estimated Delivery Date
AB4 Camera Bundle	100147	AXON BODY 4 - NA - US FIRST RESPONDER - BLK - RAPIDLOCK	14	01/15/2024
AB4 Camera Bundle	100147	AXON BODY 4 - NA - US FIRST RESPONDER - BLK - RAPIDLOCK	3	01/15/2024
AB4 Camera Bundle	100466	USB-C to USB-C CABLE FOR AB4	16	01/15/2024
AB4 Camera Bundle	100466	USB-C to USB-C CABLE FOR AB4	4	01/15/2024
AB4 Camera Bundle	74028	WING CLIP MOUNT, AXON RAPIDLOCK	16	01/15/2024
AB4 Camera Bundle	74028	WING CLIP MOUNT, AXON RAPIDLOCK	4	01/15/2024
AB4 FLEX POV HARDWARE BUNDLE	100200	AB4 FLEX POV MODULE	17	01/15/2024
AB4 FLEX POV HARDWARE BUNDLE	100852	AXON BODY 4 POV C-CLIP	17	01/15/2024
AB4 FLEX POV HARDWARE BUNDLE	100855	AXON BODY 4 POV EPALLETTE MOUNT	19	01/15/2024
AB4 FLEX POV HARDWARE BUNDLE	100958	AB4 FLEX POV MODULE CABLE 48 IN.	17	01/15/2024
AB4 Multi Bay Dock Bundle	100206	AXON BODY 4 - 8 BAY DOCK	2	01/15/2024
AB4 Multi Bay Dock Bundle	70033	WALL MOUNT BRACKET, ASSY, EVIDENCE.COM DOCK	2	01/15/2024
AB4 Multi Bay Dock Bundle	71019	NORTH AMER POWER CORD FOR AB3 8-BAY, AB2 1-BAY / 6-BAY DOCK	2	01/15/2024
Body Worn Camera Multi-Bay Dock TAP Bundle	73689	MULTI-BAY BWC DOCK 1ST REFRESH	2	07/15/2026
Body Worn Camera TAP Bundle	73309	AXON CAMERA REFRESH ONE	17	07/15/2026
AB4 FLEX POV TAP BUNDLE	100976	AB4 FLEX POV REFRESH ONE	17	01/15/2029
Body Worn Camera Multi-Bay Dock TAP Bundle	73688	MULTI-BAY BWC DOCK 2ND REFRESH	2	01/15/2029
Body Worn Camera TAP Bundle	73310	AXON CAMERA REFRESH TWO	17	01/15/2029

### Software

Bundle	Item	Description	QTY	Estimated Start Date	Estimated End Date
Basic License Bundle	73683	10 GB EVIDENCE.COM A-LA-CART STORAGE	12	02/15/2024	02/14/2029
Basic License Bundle	73840	EVIDENCE.COM BASIC ACCESS LICENSE	12	02/15/2024	02/14/2029
Pro License Bundle	73683	10 GB EVIDENCE.COM A-LA-CART STORAGE	15	02/15/2024	02/14/2029
Pro License Bundle	73746	PROFESSIONAL EVIDENCE.COM LICENSE	5	02/15/2024	02/14/2029
A la Carte	73478	REDACTION ASSISTANT USER LICENSE	17	02/15/2024	02/14/2029
A la Carte	73680	RESPOND DEVICE PLUS LICENSE	17	02/15/2024	02/14/2029
A la Carte	73683	10 GB EVIDENCE.COM A-LA-CART STORAGE	500	02/15/2024	02/14/2029

### Services

Bundle	Item	Description	QTY
A la Carte	80146	VIRTUAL BODYCAM STARTER	1

### Warranties

Bundle	Item	Description	QTY	Estimated Start Date	Estimated End Date
AB4 FLEX POV TAP BUNDLE	100945	EXT WARRANTY AB4 FLEX POV MODULE	17	01/15/2025	02/14/2029
Body Worn Camera Multi-Bay Dock TAP Bundle	80465	EXT WARRANTY, MULTI-BAY DOCK (TAP)	2	01/15/2025	02/14/2029

**Warranties**

<b>Bundle</b>	<b>Item</b>	<b>Description</b>	<b>QTY</b>	<b>Estimated Start Date</b>	<b>Estimated End Date</b>
Body Worn Camera TAP Bundle	80464	EXT WARRANTY, CAMERA (TAP)	17	01/15/2025	02/14/2029

# Payment Details

Jan 2024						
Invoice Plan	Item	Description	Qty	Subtotal	Tax	Total
Upfront Hardware	80146	VIRTUAL BODYCAM STARTER	1	\$1,575.00	\$0.00	\$1,575.00
Upfront Hardware	H00001	AB4 Camera Bundle	14	\$0.00	\$0.00	\$0.00
Upfront Hardware	H00001	AB4 Camera Bundle	3	\$2,547.00	\$248.34	\$2,795.34
Upfront Hardware	H00002	AB4 Multi Bay Dock Bundle	2	\$0.00	\$0.00	\$0.00
Upfront Hardware	H00004	AB4 FLEX POV HARDWARE BUNDLE	17	\$0.00	\$0.00	\$0.00
Year 1	73478	REDACTION ASSISTANT USER LICENSE	17	\$1,838.00	\$0.00	\$1,838.00
Year 1	73680	RESPOND DEVICE PLUS LICENSE	17	\$3,881.27	\$0.00	\$3,881.27
Year 1	73683	10 GB EVIDENCE.COM A-LA-CART STORAGE	500	\$3,323.29	\$0.00	\$3,323.29
Year 1	BasicLicense	Basic License Bundle	12	\$2,160.13	\$0.00	\$2,160.13
Year 1	BWCamMBDTAP	Body Worn Camera Multi-Bay Dock TAP Bundle	2	\$767.90	\$74.87	\$842.77
Year 1	BWCamTAP	Body Worn Camera TAP Bundle	17	\$6,120.38	\$596.74	\$6,717.12
Year 1	ProLicense	Pro License Bundle	5	\$223.46	\$0.00	\$223.46
Year 1	T00001	AB4 FLEX POV TAP BUNDLE	17	\$1,325.77	\$129.26	\$1,455.03
<b>Total</b>				<b>\$23,762.20</b>	<b>\$1,049.21</b>	<b>\$24,811.41</b>

Feb 2024						
Invoice Plan	Item	Description	Qty	Subtotal	Tax	Total
Invoice Upon Fulfillment	BWCamTAP	Body Worn Camera TAP Bundle	17	\$0.00	\$0.00	\$0.00
Invoice Upon Fulfillment	T00001	AB4 FLEX POV TAP BUNDLE	17	\$0.00	\$0.00	\$0.00
<b>Total</b>				<b>\$0.00</b>	<b>\$0.00</b>	<b>\$0.00</b>

Jan 2025						
Invoice Plan	Item	Description	Qty	Subtotal	Tax	Total
Year 2	73478	REDACTION ASSISTANT USER LICENSE	17	\$1,911.52	\$0.00	\$1,911.52
Year 2	73680	RESPOND DEVICE PLUS LICENSE	17	\$4,036.53	\$0.00	\$4,036.53
Year 2	73683	10 GB EVIDENCE.COM A-LA-CART STORAGE	500	\$3,456.22	\$0.00	\$3,456.22
Year 2	BasicLicense	Basic License Bundle	12	\$2,246.54	\$0.00	\$2,246.54
Year 2	BWCamMBDTAP	Body Worn Camera Multi-Bay Dock TAP Bundle	2	\$798.61	\$77.87	\$876.48
Year 2	BWCamTAP	Body Worn Camera TAP Bundle	17	\$6,365.21	\$620.60	\$6,985.81
Year 2	ProLicense	Pro License Bundle	5	\$232.39	\$0.00	\$232.39
Year 2	T00001	AB4 FLEX POV TAP BUNDLE	17	\$1,378.80	\$134.44	\$1,513.24
<b>Total</b>				<b>\$20,425.82</b>	<b>\$832.91</b>	<b>\$21,258.73</b>

Jan 2026						
Invoice Plan	Item	Description	Qty	Subtotal	Tax	Total
Year 3	73478	REDACTION ASSISTANT USER LICENSE	17	\$1,987.98	\$0.00	\$1,987.98
Year 3	73680	RESPOND DEVICE PLUS LICENSE	17	\$4,197.98	\$0.00	\$4,197.98
Year 3	73683	10 GB EVIDENCE.COM A-LA-CART STORAGE	500	\$3,594.47	\$0.00	\$3,594.47
Year 3	BasicLicense	Basic License Bundle	12	\$2,336.40	\$0.00	\$2,336.40
Year 3	BWCamMBDTAP	Body Worn Camera Multi-Bay Dock TAP Bundle	2	\$80.98	\$80.98	\$161.96
<b>Total</b>				<b>\$12,197.81</b>	<b>\$161.96</b>	<b>\$12,359.77</b>

<b>Jan 2026</b>						
Invoice Plan	Item	Description	Qty	Subtotal	Tax	Total
Year 3	BWCamTAP	Body Worm Camera TAP Bundle	17	\$6,619.82	\$645.42	\$7,265.24
Year 3	ProLicense	Pro License Bundle	5	\$241.69	\$0.00	\$241.69
Year 3	T00001	AB4 FLEX POV TAP BUNDLE	17	\$1,433.95	\$139.81	\$1,573.76
<b>Total</b>				<b>\$21,242.85</b>	<b>\$866.21</b>	<b>\$22,109.06</b>

<b>Jan 2027</b>						
Invoice Plan	Item	Description	Qty	Subtotal	Tax	Total
Year 4	73478	REDACTION ASSISTANT USER LICENSE	17	\$2,067.50	\$0.00	\$2,067.50
Year 4	73680	RESPOND DEVICE PLUS LICENSE	17	\$4,365.90	\$0.00	\$4,365.90
Year 4	73683	10 GB EVIDENCE.COM A-LA-CART STORAGE	500	\$3,738.25	\$0.00	\$3,738.25
Year 4	BasicLicense	Basic License Bundle	12	\$2,429.86	\$0.00	\$2,429.86
Year 4	BWCamMBDTAP	Body Worm Camera Multi-Bay Dock TAP Bundle	2	\$863.78	\$84.22	\$948.00
Year 4	BWCamTAP	Body Worm Camera TAP Bundle	17	\$6,884.61	\$671.25	\$7,555.86
Year 4	ProLicense	Pro License Bundle	5	\$251.35	\$0.00	\$251.35
Year 4	T00001	AB4 FLEX POV TAP BUNDLE	17	\$1,491.31	\$145.40	\$1,636.71
<b>Total</b>				<b>\$22,092.56</b>	<b>\$900.87</b>	<b>\$22,993.43</b>

<b>Jan 2028</b>						
Invoice Plan	Item	Description	Qty	Subtotal	Tax	Total
Year 5	73478	REDACTION ASSISTANT USER LICENSE	17	\$2,150.20	\$0.00	\$2,150.20
Year 5	73680	RESPOND DEVICE PLUS LICENSE	17	\$4,540.53	\$0.00	\$4,540.53
Year 5	73683	10 GB EVIDENCE.COM A-LA-CART STORAGE	500	\$3,887.78	\$0.00	\$3,887.78
Year 5	BasicLicense	Basic License Bundle	12	\$2,527.06	\$0.00	\$2,527.06
Year 5	BWCamMBDTAP	Body Worm Camera Multi-Bay Dock TAP Bundle	2	\$898.33	\$87.59	\$985.92
Year 5	BWCamTAP	Body Worm Camera TAP Bundle	17	\$7,159.99	\$698.10	\$7,858.09
Year 5	ProLicense	Pro License Bundle	5	\$261.41	\$0.00	\$261.41
Year 5	T00001	AB4 FLEX POV TAP BUNDLE	17	\$1,550.97	\$151.22	\$1,702.19
<b>Total</b>				<b>\$22,976.27</b>	<b>\$936.91</b>	<b>\$23,913.18</b>

Tax is estimated based on rates applicable at date of quote and subject to change at time of invoicing. If a tax exemption certificate should be applied, please submit prior to invoicing.

## Standard Terms and Conditions

Axon Enterprise Inc. Sales Terms and Conditions

Axon Master Services and Purchasing Agreement:

This Quote is limited to and conditional upon your acceptance of the provisions set forth herein and Axon's Master Services and Purchasing Agreement (posted at [www.axon.com/legal/sales-terms-and-conditions](http://www.axon.com/legal/sales-terms-and-conditions)), as well as the attached Statement of Work (SOW) for Axon Fleet and/or Axon Interview Room purchase, if applicable. In the event you and Axon have entered into a prior agreement to govern all future purchases, that agreement shall govern to the extent it includes the products and services being purchased and does not conflict with the Axon Customer Experience Improvement Program Appendix as described below.

ACEIP:

The Axon Customer Experience Improvement Program Appendix, which includes the sharing of de-identified segments of Agency Content with Axon to develop new products and improve your product experience (posted at [www.axon.com/legal/sales-terms-and-conditions](http://www.axon.com/legal/sales-terms-and-conditions)), is incorporated herein by reference. By signing below, you agree to the terms of the Axon Customer Experience Improvement Program.

Acceptance of Terms:

Any purchase order issued in response to this Quote is subject solely to the above referenced terms and conditions. By signing below, you represent that you are lawfully able to enter into contracts. If you are signing on behalf of an entity (including but not limited to the company, municipality, or government agency for whom you work), you represent to Axon that you have legal authority to bind that entity. If you do not have this authority, please do not sign this Quote.



Signature

Date Signed

6/28/2023



# Agenda Item 13



354 W. Main Street  
P.O. Box 150  
Farmington, AR 72730  
479-267-3865  
479-267-3805 (fax)

## **Memo**

To: Farmington City Council  
Ernie Penn, Mayor  
Kelly Penn, City Clerk  
From: Brian Hubbard  
Re: Request to add Deputy Chief position  
Date: 07/10/2023

### **Recommendation**

Police Department requests the addition of the rank of Deputy Chief

### **Background**

We are requesting the rank of Deputy Chief to be added to the police department. This will bring us more in line with other departments.

### **Discussion**

The City of Farmington is growing at an alarming rate. With this growth comes more upper level responsibilities. The Mayor and City Council have always been proactive and aggressive in the help that they give the police department. I am requesting the addition of a Deputy Chief position to help the police department stay in line with other department's locally and statewide. This position will fill in and carry all the powers of Chief of Police during my absence. This will give another line of upper level supervision and allow us to expand more leadership roles on other shifts.

### **Budget Impact**

We are requesting this position be at a pay grade of 20.

# FARMINGTON POLICE DEPARTMENT

## JOB DESCRIPTION

---

TITLE	DEPARTMENT	REPORTS TO
Deputy Chief	Farmington Police Department	Chief of Police

---

### SCOPE OF RESPONSIBILITY

He/She shall be under the direction of the Chief of Police, administer and supervise the law enforcement and administrative endeavors of the department.

---

### SPECIFIC RESPONSIBILITIES

1. The Deputy Chief is exposed to the same hazards and has the same obligations as all other sworn police officers.
2. Plans, coordinates, directs and controls the operations under his/her command.
3. He/She shall personally see that the policies and orders of the department and the division are carried out in their true spirit and intent.
4. Maintains communications and liaison with other agencies, as well as other units within the department, and the general public at the direction or absence of the Chief.
5. Represents the department at various social, civic, and professional meetings.
6. Promote growth and development of subordinates and other command staff by counseling, advising and explaining as required.
7. Reviews disciplinary actions and commendations submitted by other command staff.
8. Attends staff meetings to coordinate the activities of the division with other divisions and to help formulate the policy and guidelines for the department.
9. Regularly evaluates the work of all personnel in the department.
10. Provides regular reports to the Chief of Police of activities and goal accomplishments.

11. He/She is the direct representative of the Chief of Police.
12. He/She shall have such general administrative duties as prescribed by the Chief of Police which are consistent with his/her detail.
13. Resolves unusual personal problems of the general public and employees, caused by emotional stress, conflicts, etc.
14. He/She shall promptly investigate any delinquent moral conduct, laxity in performance of duty, or actions of police personnel which are detrimental to the best interests of the organization and the City of Farmington.
15. He/She shall recommend to the Chief of Police such assignments of personnel which will, in his/her judgment promote greater efficiency of operation.
16. While performing the duties of this job, the Deputy Chief is usually communicating with subordinates, colleagues, superiors and the public.
17. Acts as Field Commander in various emergency situations such as major crime scenes, bombings, civil disturbances, natural disasters, etc.
18. Work is performed primarily in an office environment; however, fieldwork is required as needed.
19. Performs other related duties as required.

# Informational Items



354 W. Main Street

P.O. Box 150

Farmington, AR 72730

479-267-3865

479-267-3805 (fax)

City Business Manager Report

July 2023

City Council Meeting

- We have no work anniversaries this month. We still need to thank employees for their service, with the extreme heat and humidity we should be thankful we have folks that are willing to be out in it to protect us and maintain our property.
- The audit is finished. Our exit conference was last week. It all went very well; our audit should be on the legislative audit committee's agenda in July or August. Following that meeting you will each receive a copy and will discuss it at a City Council meeting.
- Planning Commission will have a work session on Tuesday, July 17<sup>th</sup> at 6:00 pm. The regular Planning Commission meeting will be July 24<sup>th</sup>, 2023 at 6:00 PM.
- We have finally received our grant agreement. We have completed the first step and returned the appropriate documentation back to ArDot.
- We are still working on the installation of Laserfiche. We are having periodic meetings so we are updated on the progress.
- If you hear a new voice when you call City Hall it is because Brittany Hattabaugh has been hired to help cover the front desk while Shasta is off on leave. She is catching on quickly and doing a great job.
- Shasta had a healthy baby boy on June 14<sup>th</sup>, mother and baby are doing well.

*"I like to see a man proud of the place in which he lives.  
I like to see a man live so that his place will be proud of him."  
~Abraham Lincoln*

# WASHINGTON COUNTY DISTRICT COURT FARMINGTON DEPARTMENT MONTHLY DISTRIBUTION WORKSHEET JUNE 2023

<b>ADMIN OF JUSTICE FUND</b>	Check 1	Dept. of Finance and Administration	Total for Check 1	\$ 996.40	Chk# 2247	
	Check 2	General Fund	Total for Check 2	\$ 1,814.85	Chk# 2248	
	Check 3	Washington County Treasurer (Act 1256)	Total for Check 3	\$ 1,532.75	Chk# 2249	
<b>Total Checks Admin of Justice</b>					<b>\$4,344.00</b>	
<b>COURT COST &amp; FINE</b>	Check 4	<b>Administration of Justice Fund</b>				
		CCCR- Court Cost-Criminal		\$ 1,304.00		
		CCCRO-CourtCost Criminal Ordinance		\$ 25.00		
		CCDWI-Court Cost DWI		\$ 530.00		
		CCTR- Court Cost-Traffic		\$ 1,340.00		
		CCTRO- Court Cost-Traffic Ordinance		\$ 1,020.00		
		CCFTPI - Court Cost Insurance		\$ 125.00		
	<b>Total for Check 4</b>			<b>Chk# 3901</b>	<b>\$4,344.00</b>	
	Check 5	<b>General Fund</b>				
		FINE- Fines Collected		\$ 5,666.28		
		WF - Warrant Fee		\$ 252.77		
		FTPRFL-FTPR+60 Days Fines-Local		\$ 180.00		
		NLIFL-No Liability Ins. Fines-Local		\$ 285.00		
	FTPIPL- Failure to present Ins Proof 20% Local		\$ 5.00			
<b>Total for Check 5</b>			<b>Chk# 3902</b>	<b>\$6,389.05</b>		
Check 6	<b>Court Automation Fund</b>					
	CFEE-Local Court Automation		\$ 690.00			
<b>Total for Check 6</b>			<b>Chk# 3903</b>	<b>\$690.00</b>		
Check 7	<b>Department of Finance &amp; Administration</b>					
	CFEES - State Court Automation Fee		\$ 690.00			
	DVPFF - Domestic Violence Peace Fund Fee		\$ 10.00			
	DVSFF		\$ 30.00			
	NIFS - New Installment Fee - State		\$ 1,380.00			
<b>Total for Check 7</b>			<b>Chk# 3904</b>	<b>\$2,110.00</b>		
Check 8	<b>Arkansas State Treasury</b>					
	FTPIPFS - Arkansas First Responder Fund 80%		\$ 20.00			
	MVLF- Motor Vehicle Liability Fine		\$ 30.00			
<b>Total for Check 8</b>			<b>Chk# 3905</b>	<b>\$50.00</b>		
Check 9	<b>Washington County Treasurer</b>					
	JBAF - Jail Booking and Admin Fee		\$ 15.00			
	CJF - County Jail Fee		\$ 1,156.03			
<b>Total for Check 9</b>			<b>Chk# 3906</b>	<b>\$1,171.03</b>		
Check 10	<b>RF - Restitution Fee</b>					
	Donald Paschal/Melinda S. McWhorter CR-21-561		\$ 5.92			
<b>Total for Check 10</b>			<b>Chk# 3907</b>	<b>\$5.92</b>		
Check 11	<b>RF - Restitution Fee</b>					
	Julian Mitchel Cameron/Elijah M. Fisk CR-23-150		\$ 25.00			
<b>Total for Check 11</b>			<b>Chk# 3908</b>	<b>\$25.00</b>		
Check 12	<b>RF - Restitution Fee</b>					
	Sarah Haley/Brittani Randall CR-16-405		\$ 15.00			
<b>Total for Check 12</b>			<b>Chk# 3909</b>	<b>\$15.00</b>		
Check 13	<b>RF - Restitution Fee</b>					
	Jeff Thomas/Joshua Nathaniel Reyer CR-22-273		\$ 25.00			
<b>Total for Check 13</b>			<b>Chk# 3910</b>	<b>\$25.00</b>		

Monthly Total	\$14,825.00
Year to Date	\$111,160.38


7-3-2023  
 Ernie Penn, Mayor Date


7/03/2023  
 Kim Bentley, Chief Court Clerk Date

Graham Nations, District Judge Date



# Fire Department



## June 2023 Monthly Report for the Mayor and City Council

Four new firefighters completed the two week Farmington Academy. They will attend FF1 and 2 academy in August.

### Farmington Fire Department

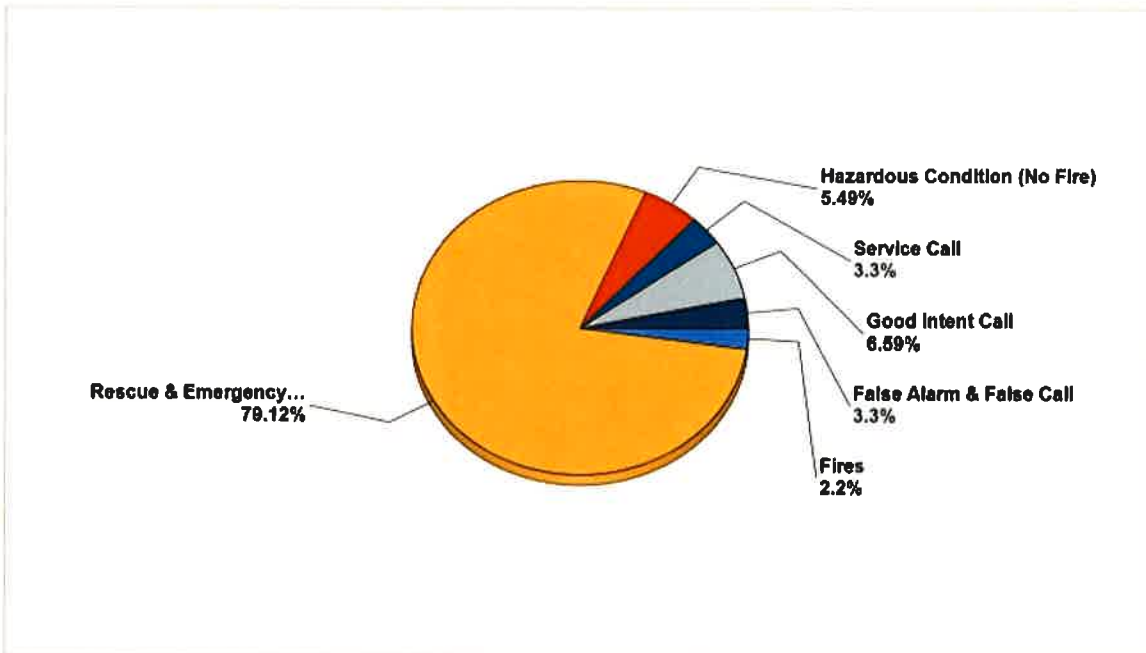
Farmington, AR

This report was generated on 7/3/2023 9:56:22 AM



#### Breakdown by Major Incident Types for Date Range

Zone(s): All Zones | Start Date: 06/01/2023 | End Date: 06/30/2023



MAJOR INCIDENT TYPE	# INCIDENTS	% of TOTAL
Fires	2	2.2%
Rescue & Emergency Medical Service	72	79.12%
Hazardous Condition (No Fire)	5	5.49%
Service Call	3	3.3%
Good Intent Call	6	6.59%
False Alarm & False Call	3	3.3%
<b>TOTAL</b>	<b>91</b>	<b>100%</b>

# Fire Department



## Farmington Fire Department

Farmington, AR

This report was generated on 7/3/2023 9:57:28 AM



### Code Hours Summary per Training Code For Date Range

Training Code(s): All Training Codes | Start Date: 06/01/2023 | End Date: 06/30/2023

Total Training Hours By Code		
Total Hours for Training Code: Apparatus Driving Simulator		4:00
Total Hours for Training Code: Apparatus Operator: Pumper		6:00
Total Hours for Training Code: Care of Apparatus and Equipment		88:00
Total Hours for Training Code: Emergency Response Guide Book		13:00
Total Hours for Training Code: EMS - Airway Training		14:00
Total Hours for Training Code: EMS CEU'S		28:00
Total Hours for Training Code: Fire Ground Health and Safety		192:00
Total Hours for Training Code: Fire Inspections		8:00
Total Hours for Training Code: Fire Officer II Course		4:00
Total Hours for Training Code: Fire Pumps		18:00
Total Hours for Training Code: Firefighting Tactics		15:00
Total Hours for Training Code: Firefighting Tools		16:00
Total Hours for Training Code: Forcible Entry		19:30
Total Hours for Training Code: Hazmat Refresher		12:00
Total Hours for Training Code: Hose Practices		29:30
Total Hours for Training Code: Hydraulic Principles		3:00
Total Hours for Training Code: Ladder Practices		22:30
Total Hours for Training Code: Map and Territory Study		39:00
Total Hours for Training Code: MAYDAY Drills		6:00
Total Hours for Training Code: Nozzels and Appliances		7:30
Total Hours for Training Code: Pre-Fire Planning		6:00
Total Hours for Training Code: Public Relations		7:30
Total Hours for Training Code: Rapid Intervention Crew Certification Course		27:00
Total Hours for Training Code: Required Recruit Training		443:00
Total Hours for Training Code: Rescue: Equipment and Procedures		6:00
Total Hours for Training Code: SCBA		47:30
Total Hours for Training Code: Scenario		8:00
Total Hours for Training Code: Training and Coaching		24:00
Total Hours for Training Code: Ventilation Practices		6:00
Totals for all selected Training Codes 6/1/2023 - 6/30/2023		34 personnel
		1120:00

<b>JUNE</b>	<b>Citation</b>	<b>Warning</b>	<b>Warrant</b>	<b>Total</b>
Bertorello - James	2	4	0	6
Bocchino - Justin	16	23	0	39
Burnett - Nicholas	5	7	0	12
Collins - John	6	20	0	26
Cooper - Jason	13	2	0	15
Edge - Logan	18	64	0	82
Howerton - Joshua	2	4	1	7
James - Jacob	12	8	2	22
Long - Dustin	1	4	0	5
Mahone - Taron	6	41	1	48
Standefer - Steven	3	9	0	12
Talley - Taylor	8	24	1	33
Thomas - Ryan	3	2	1	6
Virgin - Billie	0	0	3	3
<b><u>Totals</u></b>	<b><u>95</u></b>	<b><u>212</u></b>	<b><u>9</u></b>	<b><u>316</u></b>

# Farmington Police Dept.

Offenses for Month 6/2022 and 6/2023

7/3/2023 8:36:18 AM

	<u>2022</u>	<u>2023</u>
<b>AGGRAVATED ASSAULT ON CORRECTIONAL FACILITY EMPLOYEE</b>	0	1
<b>BATTERY - 3RD DEGREE / RECKLESSLY CAUSES INJURY</b>	1	0
<b>Breaking or Entering/Vehicle</b>	1	0
<b>BURGLARY, RESIDENTIAL</b>	1	0
<b>CARELESS DRIVING</b>	1	0
<b>CARRYING A WEAPON</b>	0	1
<b>CONTEMPT</b>	23	15
<b>CRIMINAL MISCHIEF - 1ST DEGREE / PROPERTY OF ANOTHER W/VALUE OVER \$1000 BUT \$5,000 OR LESS</b>	1	0
<b>CRIMINAL MISCHIEF - 2ND DEGREE / RECKLESSLY DESTROYS</b>	0	1
<b>CRIMINAL TRESPASS IN OR ON A VEHICLE OR STRUCTURE / PREMISES</b>	0	1
<b>Discharge of Firearm in city</b>	0	2
<b>DISORDERLY CONDUCT</b>	0	1
<b>DOMESTIC BATTERING - 3RD DEGREE / PURPOSE OF CAUSING INJURY, CAUSES INJURY</b>	1	1
<b>DOMESTIC BATTERING - 3RD DEGREE / PURPOSE OF CAUSING INJURY, CAUSES SERIOUS INJURY</b>	0	1
<b>DRIVING ON SUSPENDED LICENSE</b>	1	0
<b>DWI (UNLAWFUL ACT)</b>	2	0
<b>DWI (UNLAWFUL ACT)</b>	3	2
<b>DWI - DRUGS (UNLAWFUL ACT)</b>	3	0
<b>DWI - OPERATION OF VEHICLE DURING DWI LICENSE SUSPENSION OR REVOCATION</b>	0	1
<b>ENDANGERING THE WELFARE OF A MINOR-2ND DEGREE</b>		

	<u>2022</u>	<u>2023</u>
Expired Tags	0	2
Failure to affix or display license plates	2	0
FAILURE TO APPEAR	0	1
Failure to Pay Registration/No Vehicle License	27	21
False Evidence of Title or Registration	1	2
Fictitious Tags	0	1
Flight from Officer/foot	1	1
FRAUD - FINANCIAL IDENTITY	0	1
HARASSING COMMUNICATIONS / TELEPHONE, TELEGRAPH, MAIL, OR ANY WRITTEN FORM	0	2
HARASSMENT / STRIKE, SHOVES, KICKS, OFFENSIVE PHYSICAL CONTACT, OR THREATE	0	1
Ignition Interlock Devices Violation	0	1
Improper Lane Change/Use	1	1
Improper Turn	1	0
INATTENTIVE DRIVING	1	0
Info Only	1	0
Left of Center	0	1
MISSING PERSON	1	0
No Proof Insurance	0	1
No Seat Belt	3	2
OBSTRUCTING GOVERNMENTAL OPERATIONS / OBSTRUCTS, IMPAIRS, HINDERS, THE PER	0	1
POSSESSION OF A CONTROLLED SUBSTANCE - MARIJUANA	1	0
POSSESSION OF DRUG PARAPHERNALIA	1	0
POSSESSION OF FIREARM BY CERTAIN PERSONS	1	1

	<u>2022</u>	<u>2023</u>
POSSESSION OF SCH IV OR V LT 28GM	1	0
PUBLIC INTOXICATION / DRINKING IN PUBLIC	0	1
PURCHASE, POSSESSION OF INTOXICATING LIQUOR BY MINOR	1	1
RECKLESS DRIVING	0	1
RESISTING ARREST - REFUSAL TO SUBMIT TO ARREST / USES FORCE	0	1
RUNAWAY	0	1
SEXUAL ASSAULT - 2ND DEGREE	2	0
SHOPLIFTING \$1,000 OR LESS	1	1
TERRORISTIC THREATENING	1	0
TERRORISTIC THREATENING - 1ST DEGREE / THREATENS PROPERTY DAMAGE	0	1
TERRORISTIC THREATENING/2nd Degree	0	1
THEFT \$1,000 OR LESS - ALL OTHERS	0	1
THEFT \$1,000 OR LESS - VEHICLE PARTS AND ACCESSORIES	1	2
THEFT \$5,000 OR LESS BUT GREATER THAN \$1000 - ALL OTHERS	1	0
THEFT BY DECEPTION	0	1
THEFT BY RECEIVING \$1,000 OR LESS	1	1
THEFT BY RECEIVING - CREDIT/DEBIT CARDS OR ACCOUNT NUMBER	1	0
THEFT BY RECEIVING LESS THAN \$5,000 BUT GREATER THAN \$1000	1	0
THEFT OF PROPERTY / ALL OTHER	1	0
THEFT OF PROPERTY CREDIT/DEBIT CARDS	2	0
UNATTENDED DEATH/NATURAL CAUSES	0	1
VIOLATION OF A PROTECTION ORDER- MISDEMEANOR	1	1
	0	1

	<u>2022</u>	<u>2023</u>
<b>VIOLATION OF DRIVER'S LICENSE RESTRICTION</b>	<b>1</b>	<b>0</b>
<b>VIOLATION OF IMPLIED CONSENT</b>	<b>3</b>	<b>0</b>
<b>Totals:</b>	<b>99</b>	<b>84</b>

# Permit Report

6/1/2023 - 6/27/2023

Permit #	Permit Date	Site Address	Permit Type	Description of Work	Contractor	Material & Labor	Total Fees
7445	6/27/2023	263 Fox Hunter	Plumbing/Gas	Plumbing for duplex	American Electrical and Plumbing	20,000	\$110.00
7444	6/27/2023	251 Fox Hunter	Plumbing/Gas	Plumbing for duplex	American Electrical and Plumbing	20,000	\$110.00
7443	6/27/2023	257 Fox Hunter	Plumbing/Gas	Plumbing for duplex	American Electrical and Plumbing	20,000	\$110.00
7442	6/27/2023	269 Fox Hunter	Plumbing/Gas	Plumbing for duplex	American Electrical and Plumbing	20,000	\$110.00
7441	6/27/2023	275 Fox Hunter	Plumbing/Gas	Plumbing for duplex	American Electrical and Plumbing	20,000	\$110.00
7440	6/27/2023	281 Fox Hunter	Plumbing/Gas	Plumbing for duplex	American Electrical and Plumbing	20,000	\$110.00
7439	6/27/2023	287 Fox Hunter	Plumbing/Gas	Plumbing for duplex	American Electrical and Plumbing	20,000	\$110.00
7438	6/27/2023	252 Fox Hunter	Plumbing/Gas	Plumbing for duplex	American Electrical and Plumbing	20,000	\$110.00
7437	6/27/2023	258 Fox Hunter	Plumbing/Gas	Plumbing for duplex	American Electrical and Plumbing	20,000	\$110.00
7436	6/27/2023	264 Fox Hunter	Plumbing/Gas	Plumbing for duplex	American Electrical and Plumbing	20,000	\$110.00



7435	6/27/2023	270 Fox Hunter	Plumbing/Gas	Plumbing for duplex	American Electrical and Plumbing	20,000	\$110.00
7434	6/27/2023	276 Fox Hunter	Plumbing/Gas	Plumbing for duplex	American Electrical and Plumbing	20,000	\$110.00
7433	6/27/2023	282 Fox Hunter	Plumbing/Gas	Plumbing for duplex	American Electrical and Plumbing	20,000	\$110.00
7432	6/27/2023	288 Fox Hunter	Plumbing/Gas	Plumbing for duplex	American Electrical and Plumbing	20,000	\$110.00
7431	6/22/2023	281 Tyler	Building	New House	Riverwood Homes	266,000	\$958.00
7430	6/22/2023	287 Tyler	Building	New House	Riverwood Homes	271,000	\$973.00
7429	6/22/2023	269 Tyler	Building	New House	Riverwood Homes	295,000	\$1,045.00
7428	6/22/2023	276 Amber Dawn	Electric	Electric for new house	C & R Electric	6,732	\$45.00
7427	6/22/2023	270 Amber Dawn	Electric	Electric for new house	C & R Electric	6,279	\$45.00
7426	6/22/2023	435 Emerald Woods	Building	New house	Riverwood Homes	483,000	\$1,609.00
7425	6/22/2023	429 Hydrangea	Mechanical	Replace HVAC system	Franklin Heating and Air	6,939	\$45.00
7424	6/22/2023	102 Cynthia	Electric	Electric for remodel	Michael Lanier	4,500	\$35.00
7423	6/21/2023	288 Amber Dawn	Plumbing/Gas	Plumbing for new house	Jerry's Plumbing	8,050	\$55.00
7422	6/20/2023	12383 Jimmy DeVault	Electric	New service for Cox Communication	Coulomb Systems	500	\$20.00
7421	6/20/2023	457 Goose Crossing	Plumbing/Gas	Plumbing for new house	Brad's Plumbing	7,200	\$50.00

7420	6/20/2023	452 Goose Crossing	Plumbing/Gas	Plumbing for new house	Brad's Plumbing	7,200	\$50.00
7419	6/20/2023	448 Goose Crossing	Plumbing/Gas	Plumbing for new house	Brad's Plumbing	7,200	\$50.00
7418	6/20/2023	141 Whitney	Building	Addition of solar panels	Natural Energy Solutions	39,873	\$210.00
7417	6/20/2023	764 Rheas Mill	Electric	Electric for new house	Champion Electric	15,000	\$85.00
7416	6/20/2023	11769 Giles	Mechanical	HVAC for new house	Pro Heating and Cooling	5,800	\$40.00
7415	6/20/2023	262 Coventry	Electric	Electric for new house	Fast Electric	4,800	\$35.00
7414	6/20/2023	289 Amber Dawn	Electric	Electric for new house	Fast Electric	4,800	\$35.00
7413	6/20/2023	286 Tyler	Plumbing/Gas	Plumbing for new house	Jerry's Plumbing	9,750	\$60.00
7412	6/20/2023	312 Amber Dawn	Plumbing/Gas	Plumbing for new house	Jerry's Plumbing	8,750	\$55.00
7411	6/20/2023	295 Amber Dawn	Plumbing/Gas	Plumbing for new house	Jerry's Plumbing	8,050	\$55.00
7410	6/16/2023	289 Amber Dawn	Mechanical	HVAC for new house	Armor Heating and Air	7,100	\$50.00
7409	6/16/2023	453 Emerald Woods	Mechanical	HVAC for new house	Armor Heat and air	12,500	\$75.00
7407	6/16/2023	311 Tyler	Mechanical	HVAC for new house	Armor Heat and air	6,900	\$45.00
7406	6/16/2023	294 Amber Dawn	Mechanical	HVAC for new house	Armor Heat and air	7,300	\$50.00
7405	6/16/2023	300 Amber Dawn	Mechanical	HVAC for new house	Armor Heat and air	6,900	\$45.00
7404	6/16/2023	276 Amber Dawn	Mechanical	HVAC for new house	Armor Heat and air	7,100	\$50.00
7403	6/16/2023	277 Amber Dawn	Mechanical	HVAC for new house	Armor Heat and air	6,900	\$45.00

7402	6/16/2023	307 Amber Dawn	Mechanical	HVAC for new house	Armor Heat and air	7,000	\$45.00
7401	6/16/2023	267 Coventry	Mechanical	HVAC for new house	Armor Heat and air	8,000	\$50.00
7400	6/16/2023	310 Tyler	Mechanical	HVAC for new house	Armor Heating and Air	7,800	\$50.00
7399	6/16/2023	297 Coventry	Mechanical	HVAC for new house	Armor Heating and Air	7,800	\$50.00
7398	6/16/2023	262 Coventry	Mechanical	HVAC for new house	Armor Heating and Air	11,500	\$70.00
7397	6/16/2023	105 N Hunter	Building	Addition of Solar panels	South Plains Solar	23,229	\$130.00
7396	6/14/2023	81 Kimberly	Building	Turning carport into living space	JM Roofing Innovations	34,861	\$185.00
7395	6/14/2023	250 Ecology	Electric	Electric for duplex	Utopia remodel	10,000	\$60.00
7394	6/14/2023	270 Ecology	Electric	Electric for new triplex	Utopia remodel	15,000	\$85.00
7393	6/13/2023	299 Tyler	Building	New House	Riverwood Homes	274,000	\$982.00
7392	6/13/2023	293 Tyler	Building	New House	Riverwood Homes	295,000	\$1,045.00
7391	6/9/2023	311 Tyler	Plumbing/Gas	Plumbing for new house	Jerry's Plumbing	8,050	\$55.00
7390	6/9/2023	305 Tyler	Plumbing/Gas	Plumbing for new house	Jerry's Plumbing	8,050	\$55.00
7389	6/9/2023	295 Amber Dawn	Building	New House	Riverwood Homes	270,000	\$970.00
7388	6/9/2023	310 Tyler	Electric	Electric for new house	C&R Electric	7,379	\$50.00
7387	6/9/2023	277 Amber Dawn	Electric	Electric for new house	C&R Electric	6,069	\$45.00

7386	6/9/2023	271 Amber Dawn	Electric	Electric for new house	C&R Electric	5,485	\$40.00
7385	6/9/2023	286 Tyler	Building	New House	Riverwood Homes	346,000	\$1,198.00
7384	6/9/2023	312 Amber Dawn	Building	New House	Riverwood Homes	298,000	\$1,054.00
7383	6/8/2023	12478 Hwy 170	Building	Extending carport	Home owner	5,000	\$35.00
7382	6/8/2023	306 Amber Dawn	Electric	Electric for new house	C & R Electric	5,485	\$40.00
7381	6/8/2023	288 Amber Dawn	Electric	Electric for new house	C & R Electric	5,485	\$40.00
7380	6/8/2023	241 New York	Mechanical	HVAC for new house	Anderson Heat and Air	10,926	\$65.00
7379	6/8/2023	258 Idaho	Mechanical	HVAC for new house	Anderson Heat and Air	10,926	\$65.00
7378	6/8/2023	250 Pennsylvania	Mechanical	HVAC for new house	Anderson Heat and Air	10,105	\$65.00
7377	6/8/2023	275 Pennsylvania	Mechanical	HVAC for new house	Anderson Heat and Air	10,105	\$65.00
7376	6/8/2023	234 Idaho	Mechanical	HVAC for new house	Anderson Heat and Air	10,105	\$65.00
7375	6/8/2023	240 Idaho	Mechanical	HVAC for new house	Anderson Heat and Air	10,105	\$65.00
7374	6/8/2023	280 Kelsey	Building	Addition of solar panels	Natural Energy Solutions	66,000	\$324.00
7373	6/7/2023	329 Anser	Building	New House	D R Horton	342,000	\$1,186.00
7372	6/7/2023	431 Snow	Building	New House	D R Horton	342,000	\$1,186.00
7371	6/7/2023	443 Snow	Building	New House	D R Horton	367,000	\$1,261.00
7370	6/7/2023	474 Snow	Building	New House	D R Horton	333,000	\$1,159.00
7369	6/7/2023	460 Snow	Building	New House	D R Horton	342,000	\$1,186.00
7368	6/7/2023	436 Snow	Building	New House	D R Horton	293,000	\$1,039.00
7367	6/7/2023	412 Snow	Building	New House	D R Horton	369,000	\$1,267.00
7366	6/7/2023	388 Snow	Building	New House	D R Horton	293,000	\$1,039.00
7365	6/7/2023	376 Snow	Building	New House	D R Horton	327,000	\$1,141.00
7364	6/7/2023	485 Branta	Building	New House	D R Horton	309,000	\$1,087.00

7363	6/7/2023	497 Branta	Building	New House	D R Horton	293,000	\$1,039.00
7362	6/7/2023	509 Branta	Building	New House	D R Horton	327,000	\$1,141.00
7361	6/7/2023	379 Branta	Building	New House	D R Horton	293,000	\$1,039.00
7360	6/7/2023	385 Branta	Building	New House	D R Horton	309,000	\$1,087.00
7359	6/7/2023	391 Branta	Building	New House	D R Horton	327,000	\$1,141.00
7358	6/7/2023	403 Branta	Building	New House	D R Horton	342,000	\$1,186.00
7357	6/7/2023	415 Branta	Building	New House	D R Horton	369,000	\$1,267.00
7356	6/7/2023	10874 Stonecrop	Building	Installation of solar panels	South Plains Solar	47,817	\$250.00
7355	6/7/2023	117 Wesley Stevens	Electric	electric for pool	Graves Electric	2,500	\$25.00
7354	6/6/2023	409 Yona	Building	New House	D R Horton	309,000	\$1,087.00
7353	6/6/2023	452 Goose	Building	New House	D R Horton	369,000	\$1,267.00
7352	6/6/2023	448 Goose	Building	New House	D R Horton	309,000	\$1,087.00
7351	6/6/2023	443 Yona	Building	New House	D R Horton	327,000	\$1,141.00
7350	6/6/2023	304 Tyler	Electric	Electric for new house	Fast Electric	4,800	\$35.00
7349	6/6/2023	309 Coventry	Electric	Electric for new house	Fast Electric	4,800	\$35.00
7348	6/6/2023	268 Pennsylvania	Mechanical	HVAC for new house	Anderson heat and air	10,105	\$65.00
7347	6/6/2023	11769 Giles	Electric	electric for new Barn/ residence	Carte Electric	7,500	\$50.00
7346	6/5/2023	336 Double Springs	Electric	Changing from overhead to underground	Utopia Remodel	4,000	\$30.00
7345	6/5/2023	102 Cynthia	Building	Remodeling single family to 2 offices	Nall Custom Homes	60,000	\$300.00
7344	6/5/2023	99 Watson	Building	New House	Vision Custom Homes	338,000	\$1,174.00
7343	6/5/2023	310 Tyler	Plumbing/Gas	Plumbing for new house	Jerry's Plumbing	9,050	\$60.00

7342	6/5/2023	300 Amber Dawn	Plumbing/Gas	Plumbing for new house	Jerry's Plumbing	8,050	\$55.00
7341	6/5/2023	297 Coventry	Plumbing/Gas	Plumbing for new house	Jerry's Plumbing	9,050	\$60.00
7340	6/5/2023	307 Amber Dawn	Plumbing/Gas	Plumbing for new house	Jerry's Plumbing	8,050	\$55.00
7339	6/5/2023	276 Amber Dawn	Plumbing/Gas	Plumbing for new house	Jerry's Plumbing	8,750	\$55.00
7338	6/5/2023	223 New York	Mechanical	HVAC for new house	Anderson Heat and Air	9,654	\$60.00
7336	6/5/2023	235 New York	Mechanical	HVAC for new house	Anderson Heat and Air	9,654	\$60.00
7335	6/5/2023	256 Pennsylvania	Mechanical	HVAC for new house	Anderson Heat and Air	9,654	\$60.00
7334	6/5/2023	247 Idaho	Mechanical	HVAC for new house	Anderson Heat and Air	9,654	\$60.00
7333	6/5/2023	264 Idaho	Mechanical	HVAC for new house	Anderson Heat and Air	9,654	\$60.00
7332	6/5/2023	271 Idaho	Mechanical	HVAC for new house	Anderson Heat and Air	9,654	\$60.00
7331	6/5/2023	12087 Jim Brooks	Plumbing/Gas	Plumbing for new barn	Bartholomew Plumbing	10,000	\$60.00
7330	6/2/2023	267 Coventry	Plumbing/Gas	Plumbing for new house	Jerry's Plumbing	9,050	\$60.00
7329	6/2/2023	11348 Frisco	Mechanical	HVAC change out	Franklin Heating and Air	5,806	\$40.00
7328	6/1/2023	305 Tyler	Building	New House	Riverwood Homes	266,000	\$958.00
7327	6/1/2023	311 Tyler	Building	New House	Riverwood Homes	271,000	\$973.00
7326	6/1/2023	22 Retriever	Building	New Duplex	Trademark Homes	386,000	\$1,318.00
7325	6/1/2023	16 Retriever	Building	New Duplex	Trademark Homes	386,000	\$1,318.00
7324	6/1/2023	10 Retriever	Building	New Duplex	Trademark Homes	386,000	\$1,318.00

7323	6/1/2023	270 Fox Hunter	Building	New Duplex	Trademark Homes	386,000	\$1,318.00	
7322	6/1/2023	294 Amber Dawn	Plumbing/Gas	Plumbing for new house	Jerry's Plumbing	10,400	\$65.00	
							<b>\$48,573.00</b>	

Total Records: 122

6/27/2023

**Library**

**Circulation and Patron Services**

<b>2023</b>	<b>JAN</b>	<b>FEB</b>	<b>MAR</b>	<b>APR</b>	<b>MAY</b>	<b>JUN</b>	<b>JUL</b>	<b>AUG</b>	<b>SEPT</b>	<b>OCT</b>	<b>NOV</b>	<b>DEC</b>
Total Check Outs	4,478	4,411	4,973	4,498	4,673	5,089						
YTD Check Outs	4,478	8,889	13,862	18,360	23,033	28,122						
Total Check In	2,091	2,480	2,743	2,408	2,808	2,779						
YTD Check In	2,091	4,571	7,314	9,722	12,530	15,309						
Holds Satisfied	454	429	527	432	488	399						
YTD Hold Satisfied	454	883	1,410	1,842	2,330	2,729						
PAC Logins	481	391	425	433	468	529						
YTD PAC Logins	481	872	1,297	1,730	2,198	2,727						
New Cardholders	34	37	51	31	32	68						
YTD New Cardholders	34	71	122	153	185	253						
eMedia Circulation	411	355	409	340	383	434						
YTD eMedia Circulation	411	766	1,175	1,515	1,898	2,332						
<b>2022</b>	<b>JAN</b>	<b>FEB</b>	<b>MAR</b>	<b>APR</b>	<b>MAY</b>	<b>JUN</b>	<b>JUL</b>	<b>AUG</b>	<b>SEPT</b>	<b>OCT</b>	<b>NOV</b>	<b>DEC</b>
Total Check Outs	3,646	3,655	3,512	3,601	3,734	5,537	4,865	4,823	4,228	4,289	4,156	4,053
YTD Check Outs	3,646	7,301	10,813	14,414	18,148	23,685	28,550	33,373	37,601	41,890	46,046	50,099
Total Check In	1,925	2,056	2,073	2,083	2,077	2,893	3,112	2,754	2,388	2,186	2,324	2,163
YTD Check In	1,925	3,981	6,054	8,137	10,214	13,107	16,219	18,973	21,361	23,547	25,871	28,034
Holds Satisfied	484	351	461	366	440	484	509	486	447	415	419	386
YTD Hold Satisfied	484	835	1,296	1,662	2,102	2,586	3,095	3,581	4,028	4,443	4,862	5,248
PAC Logins	513	468	479	496	459	514	587	534	471	443	395	408
YTD PAC Logins	513	981	1,460	1,956	2,415	2,929	3,516	4,050	4,521	4,964	5,359	5,767
New Cardholders	33	20	25	25	38	62	45	62	61	40	47	29
YTD New Cardholders	33	53	78	103	141	203	248	310	371	411	458	487
eMedia Circulation	268	378	399	305	267	247	258	309	288	318	272	286
YTD eMedia Circulation	268	646	1,045	1,350	1,617	1,864	2,122	2,431	2,719	3,037	3,309	3,595

**Library**

**Computer Use**

<b>2023</b>	<b>JAN</b>	<b>FEB</b>	<b>MAR</b>	<b>APR</b>	<b>MAY</b>	<b>JUN</b>	<b>JUL</b>	<b>AUG</b>	<b>SEP</b>	<b>OCT</b>	<b>NOV</b>	<b>DEC</b>
Early Literacy Station Users	130	157	187	172	127	207						
YTD Early Literacy Station Users	130	287	474	646	773	980						
Users	146	148	196	158	158	139						
YTD Users	146	294	490	648	806	945						
<b>2022</b>	<b>JAN</b>	<b>FEB</b>	<b>MAR</b>	<b>APR</b>	<b>MAY</b>	<b>JUN</b>	<b>JUL</b>	<b>AUG</b>	<b>SEP</b>	<b>OCT</b>	<b>NOV</b>	<b>DEC</b>
Early Literacy Station Users	0	0	133	147	161	287	161	202	143	152	150	138
YTD Early Literacy Station Users	0	0	133	280	441	728	889	1,091	1,234	1,386	1,536	1,674
Users	104	86	134	135	118	112	129	135	157	169	110	135
YTD Users	104	190	324	459	577	689	818	953	1,110	1,279	1,389	1,524





**Library**

**Programs and Meetings**

	JAN	FEB	MAR	APR	MAY	JUN	JUL	AUG	SEP	OCT	NOV	DEC
<b>2023</b>												
Book Club Adult	3	14	13	3	14	13						
Book Club Teen												
Book Club Tween			3	5								
Community Story Time		26	35	54	36	110						
Kid's Corner		23	48	66	26	116						
Meeting Room Use	15	48	101	33	77	15						
Movie Showing		45	14	16	16	16						
Outreach												
Study Room Use	38	42	69	75	72	55						
Summer Reading Special Events					81	213						
Technology Instruction Session					1	1						
Teen Writer's Guild	3	12	12	10	7							
Tween Time		21	27	38	25	27						
<b>Total Monthly Program Attendance</b>	<b>6</b>	<b>165</b>	<b>219</b>	<b>191</b>	<b>205</b>	<b>495</b>						
Number of General Interest Programs		4	4	2	4	2						
Number of Juvenile Programs		9	15	12	11	18						
Number of Young Adult Programs	2	6	4	3	2	4						
Number of Adult Programs	1	2	2	1	2	3						
Number of Non-library Meeting Room Events	1	1	4	2	1	5						

**Library**

**Daily Visitors**

	JAN	FEB	MAR	APR	MAY	JUN	JUL	AUG	SEP	OCT	NOV	DEC
<b>2023</b>												
Visits	1,441	1,670	2,102	1,982	1,887	2,375						
<b>YTD Visits</b>	<b>1,441</b>	<b>3,111</b>	<b>5,213</b>	<b>7,195</b>	<b>9,082</b>	<b>11,457</b>						
<b>2022</b>												
Visits	1,730	1,092	1,460	1,924	1,417	2,514	1,718	1,550	1,618	1,713	2,508	1,590
<b>YTD Visits</b>	<b>1,730</b>	<b>2,822</b>	<b>4,282</b>	<b>6,206</b>	<b>7,623</b>	<b>10,137</b>	<b>11,855</b>	<b>13,405</b>	<b>15,023</b>	<b>16,736</b>	<b>19,244</b>	<b>20,834</b>

# 2022 ANNUAL REPORT

This annual report provides updates of the library's initiatives along with highlights of the year. On behalf of all of the Library Board, library staff and the Friends of the Library, thank you for your support in 2022. It is our hope to enrich all the lives we can with access to resources, services, and programs.

## Services & Amenities

The library focused on the patron experience through improved service delivery and refined access to amenities. As our community changes, we look to improve our offerings and to serve as a hub of services, a co-working space and always as the third place between school/work and home.

We partnered with eSCO Processing and Recycling as a drop off location for small electronic waste disposal. Over 3,100 of you logged onto our computers and many more made use of the high-speed WiFi over a newly installed fiber connection. The library added improved wayfinding signage and the Friends of the Library donated art rails. With nearly 600 patrons using the study room and meeting room, it is no surprise we continue to prioritize comfortable meeting, study, and working spaces.

## Programs & Collections

People come to the library to be together and follow their interests. In 2022, over 20,000 people visited and 1,052 patrons attended 131 free programs. Family film showings, story hours, music programs, and hands-on workshops were just some of the opportunities to explore what you are excited about at the library.

The library presented "Read Beyond the Beaten Path" in June and July and received two Artists on Tour grants from the Arkansas Arts Council to host presenters. For summer, the Children's Department also presented a family book club of "The Nocturnals" with an author visit by Tracey Hecht. In the fall, Crystal Bridges "CB to You" mobile art lab visited and for National Library Card Sign-up Month new library card designs from contest winners Victoria Watson and Isabella Dixon were available.

Patrons can discover digital resources with Libby, Hoopla, and TumbleBookLibrary. The most popular print titles were The Pigeon Has To Go To School!, Dog Man: Lord of the Fleas, and Where the Crawdads Sing. Circulation of physical and eMaterials totaled 53,694. Whether you are new to Farmington or a longtime resident, we want you to know the Farmington Public Library is YOUR library.

## **Farmington Public Library Board of Trustees**

Nancy Butts  
Linda Morrow  
LaDeana Mullinix  
Judy Phillips  
Anita Sampley  
Regina Sherwood  
Jill Simpson

## **Washington County Library Board**

Travis Warren

## **Staff**

Rachel Sawyer  
Librarian

Marie Ingersoll  
Children's Librarian

Scott Baker  
Assistant Librarian

# Farmington Public Library Thank You

## Our Donors and Partners

Afrique Aya Dance Company  
Arkansas Arts Council  
Arkansas Game and Fish Commission  
Arkansas State Library  
Marty Boone  
Sharon Butler  
Starla Caraveo  
Brad Carter  
City of Farmington  
Crystal Bridges Museum of American Art  
Drone Up  
James Dunn  
Demetra Emerson  
Farmington Farmers Market  
Farmington Fire Department  
Farmington Senior Activity and Wellness Center  
Diane Ferguson  
Flying Debris Show  
Goose Creek Farms and Produce  
Tami Hall  
Mike Halstead  
Lorraine Heartfield

Tracey Hecht  
Rock Hodapp  
Ho'o Maluhia Trust Fund  
Judy Horne  
Gaylon Lamb  
Allison & Iris Lane  
Local Color Studio Gallery  
Star Lockman  
Ginger Mathis  
Lauren Merriman  
Morning Star Bird Rehabilitation Center  
Barbara Moorman  
LaDeana Mullinix  
Carol Pierson  
Jill Simpson  
Michael & Patricia Stiles  
Still on the Hill  
Sue Tackett  
Karen Takemoto  
Trike Theatre  
Walmart Spark Fund  
Washington County Library System

## Art & Building Committee

Audrea Danenhauer      Brent Vinson  
Brenda Laney              Gretchen Wilkes  
Susan Snell

## Teen Advisory Group

Claire Bouse              Brayden Webb  
Olivia Hamby              Kaylee White  
Maylee Maynard

## Friends of the Farmington Library Members

Adriana Beyen              Judy Horne  
Diana Benson              Betty Hummel  
Diane Bryant              Karla Long  
Nancy Butts              Ginger Mathis  
LaVerne Cooper              Felicia McCollum  
Delcina Cunico              Linda Morrow  
Edna Davis              LaDeana Mullinix  
Doris Dehne              Holly & William Norton  
Cyndi DePew              Pat Page  
Perry and Shirley Franklin      Judy Phillips  
Judy Gardner              La Nelle Roberts  
John Holland              Samuel Robinson &  
Family

## Volunteers

Anita Sampley  
Colette & Philip Schenewerk  
Nadine Sewak  
Phyllis Shaw  
Regina Sherwood  
Apsara Silwal  
Jill Simpson  
Vicki Spranza  
Sue Tackett  
Karen Takemoto  
Nora Taylor  
Shawna Webb  
Brooklyn Biggerstaff  
Katherine Corvera  
Bee Crandall  
Kaylee Hodge  
Zoie Jones  
Damian Park  
Crosby Schmitt  
Zane Schmitt  
Miranda Shaver  
Kendall Smith

Farmington Public Library  
Board Meeting Minutes  
June 27, 2023

**Call to Order** – Chair Regina Sherwood called the meeting to order at 6:03 p.m.

**Attendees** – Linda Morrow, LaDeana Mullinix, Judy Phillips, Anita Sampley, Regina Sherwood, Jill Simpson. Also in attendance – Rachel Sawyer, Librarian.

**Agenda** – Jill Simpson motioned to approve the agenda and LaDeana Mullinix seconded. Motion carried, 5-0.


**Minutes** – The minutes from the March 14, 2023 meeting were read and approved without correction.

**Reports** – LaDeana Mullinix motioned to accept all reports as written and a second by Judy Phillips was approved 5-0.

1. Director's and Children's reports
  - a. A bench is being purchased in memory of Edna Davis, new planters and estimate received for landscaping improvements with assistance from the Art and Building committee.
  - b. Friends with the help of FFA installed two little free libraries at Creekside Park. Friends will meet next on September 16.
  - c. Scott Baker's last day was May 17. The opening was posted on June 16.
  - d. Summer programs started on May 23 with Crystal Bridges Mobile Art Tour CB to You presenting. State Poet Laureate Suzanne Rhodes visited. As of June 25, 24 programs have been presented with 429 people participating. Staff will take a break from children's and special event programs in August. Staff are planning a month-long series of author visits in September. Those interested should contact the library.
2. Statistics report
  - a. Circulation has increased by 26% over last year.
  - b. Early literacy station use was down in May.
3. Financial report
  - a. Rachel Sawyer reported on training, technology and supplies expenses.
  - b. Tech Support is over budget. Account balance discussed. Costs continue to increase.
4. Annual report

**Policy and Procedures Manual Revision** – The sections Library Cards and Circulation of Materials and Collection Development Policy were updated. Library Card and Circulation of Materials policy updated to reflect application process and circulation procedures. Collection Development Policy revised to include Act 372. County administration are developing the procedure for Act 372. Linda Morrow moved to adopt the revised Policy and Procedures Manual and a second by Anita Sampley. Motion carried, 5-0.

Next meeting is scheduled for September 12. Jill Simpson motioned to adjourn at 7:10 p.m. and a second by Judy Phillips.

  
Regina Sherwood, Board President

## Planning Commission Minutes May 22, 2023 at 6 PM

- 1. ROLL CALL** – The in-person meeting was called to order by Chair Robert Mann.  
A quorum was present.

### **PRESENT**

Robert Mann, Chair  
Chad Ball  
Howard Carter  
Gerry Harris  
Judy Horne  
Keith Macedo – arrived 6:15 PM  
Norm Toering  
Bobby Wilson

### **ABSENT**

**City Employees Present:** Melissa McCarville, City Business Manager; Rick Bramall, City Building Inspector; Jay Moore, City Attorney; Bill Hellard, Fire Chief; Chris Brackett, City Engineer

- 2. Approval of Minutes:** The May 22, 2023 minutes were approved as written.
- 3. Comments from Citizens:**

Matt Bates – 455 N. Yona Lane: Mr. Bates gave each of the Commissioners a map of his house in Goose Creek Subdivision (copy attached). He bought a house on Lot 25 two years ago from Riggins Construction, who were bought out last year by DR Horton. He bought the house because it was in a cul-de-sac, with no neighbors on one side and green space and drainage in the cul-de-sac. Now there is no cul-de-sac, they tore up the cul-de-sac and made a road and he was not happy about that. Chairman Robert Mann said it would be taken under advisement.

Phyllis Young- 546 Goose Creek: Ms. Young stated she was there once again because of the flooding on her land. This week she was asked why she keeps coming here, and the reason is because in the end she has faith that the truth is going to come out about this. Also she wants commissioners to take more concern, and actively do more checking before voting to let some developer drain the increased water flow from their subdivision on someone's land.

Ms. Young said she realized the Commission takes the engineers word what's going to happen, but evidentially they know what's going to happen because this one is not happening like they said it. Therefore, there are errors that can be made and maybe you could ask the people that own the land what is happening up front before anything is ever done. Instead of waiting until a flood comes and floods one side of the valley to the other and destroys the property.

Ms. Young said she would like to think Chris Brackett knows what he is doing as far as his engineering goes but she knows he's not right about this situation; he's not right in the least. Ms. Young also says she knows City Attorney Jay Moore is not there tonight to tell you that you can't talk to me so I'll tell you, you're not supposed to talk to me, She mentioned that earlier, Gerry Harris was going to go look at her land in question with Building Official Rick Bramall. However, Ms. Young did not know if she had been able to go see the damage. She begged Commissioners to go look at the damage for themselves, for future reference. She said City Engineer Chris Brackett has been out there twice and if he came back, he could see the damage. Public Works Manager Floyd Shelley has been there and he could see the damage. Ms. Young stated there were no rocks in the valley from one

side to the other before this all started and now there are probably ten million rocks, there are deep holes and you can hardly drive down there.

She closed by stating that she would like to think that at least half of the Commissioners sitting there would want to protect citizens, to make decisions for the good of the people. She also hoped someone would have enough gumption to go out and see it for their own knowledge. Then maybe it's time for this Planning Commission and City Council to step up with Mr. Penn and say they might have been wrong in this situation and do something about it. Ms. Young stated that City Attorney Jay Moore said it will play out in court but court keeps getting cancelled and prolonged and now it's been pushed to August.

### **Public Hearings:**

#### **4A. Variance - Adam Kirkendall & Ian Howard; property located at 10881 Blue Sky Road; presented by Bates & Associates:**

Adam Kirkendall - 4764 W. Crossvine Drive, Fayetteville said that all they were asking for was a lot split and as a result neither tract would meet the minimum road frontage requirements. Instead each lot frontage would be 165.41 feet instead of 200 feet. He stated that each split lot would meet the 2 acre minimum requirement for an RE-1 zone.

City Business Manager Melissa McCarville stated that Mr. Kirkendall basically wants to do a lot split and we require 200 feet of frontage in that zoning and he is asking to reduce that frontage.

There was no public comment.

Judy Horne stated she had great concerns with this because the neighborhood is a premier neighborhood in Farmington. She looked at the map provided and divided the piece of property and then compared the width to the other properties already there and those would be the two narrowest width frontages. She also mentioned that there is a creek and large wooded area at the back of the lot so the usable land is a little deceptive. Mr. Kirkendall said that the plan was to divert the creek which currently runs east and west further south along the property line and then it would be a lot bigger area. Melissa McCarville reminded that they would need to do a flood plain development plan. Judy asked what was on the other side of this property, and Mr. Kirkendall said there are other ponds and it would all flow on their property and would not change any flow.

Commissioner Chad Ball asked about the size of the front setbacks of each house. Mr. Kirkendall said they were planning on staggering both houses in these lots. The first one would be about 100 ft. from the front and the other one would be about 50 ft. from the front and staggering them would make them fit better in the neighborhood. Chad Ball said he was looking at the zoning ordinance RE-1 requires a 50' front setback so the houses would comply. Also, they both will be larger than the 2 acre requirement since they will both be 2.5 acres each. He said regarding granting variances, our code suggests that the variance be in keeping with the spirit and intent of the provisions of the zoning ordinance. He concluded by noting that no property owners on Blue Sky spoke against the lot split. Therefore, for all those reasons, he would be in support of the variance.

Melissa McCarville said that Mr. Kirkendall sent out notices to neighbors which he did not have to do for a variance. Gerry Harris suggested perhaps one big driveway could be utilized for both lots. Mr. Kirkendall said yes they could do a split driveway. Melissa McCarville said they are still doing two



lots and will have to have 200 ft. of frontage per lot. Mr. Kirkendall said if it was going to be too much

of a problem they would install a shared driveway. Melissa McCarville then said they could do a tandem line and put one in the front and one in the back then you would need 60 ft. Mr. Kirkendall said they were going to split it north and south.

Judy Horne said she was still concerned about drainage, wondering why the existing pond on the east was so large, if water was not a problem there. Also she questioned the creek diversion. Mr. Kirkendall said that he does this for a living and diverts rivers, streams, creeks all the time and is not as complicated as it sounds. That area where the water will be channeled goes toward an existing man-made pond and the drainage should not be an issue. He said the pond did not belong to any resident on Blue Sky.

Request was approved 6 - 1 with Judy Horne voting No.

**4B. Rezoning – From A-1 to RE-2, Property owned by Nick Limbird. Location – 11294 N. Hwy 170, Presented by Bart Bauer**

Bart Bauer, 3804 Copper Ridge Road, Little Flock; He explained that when they developed Hillcrest on the west side of Highway 170, they were allowed 85 sewer taps but only used 82. So they plan to use the 3 remaining taps for a piece of property across the street from Hillcrest Subdivision. The stone house will remain on 1.44 acres and it and septic system will be renovated. The three remaining lots are: 1.1 acres, 1.09 acres, and 3.45 acres. Melissa McCarville reminded that acreage requirement for RE-2 is one acre.

Judy Horne asked if each one of these lots have their own driveway off Hwy 170. Mr. Bauer said yes because that way they will be able to get three additional lots on the property. Judy Horne noted that these properties' driveways will come out on Hwy 170 at one of its most dangerous parts.

Chad Ball asked about Tract 1 (parcel 0289) where it appeared the parcel was in the street, Melissa said yes some do go across the street. They have all of these parcel numbers and once they split it, there will be four legal descriptions once it is re-platted and rezoned. He asked what type of improvements, i.e. sidewalks were required; sidewalks won't be required for the lot splits.

There was no public comment.

No further comments were made and upon roll call vote, request was approved 7-0

**Adjournment:** Having no further business, Gerry Harris moved to adjourn, seconded by Norm Toering; motion was approved, and meeting was adjourned.

---

Judy Horne, Secretary

---

Robert Mann, Chair

Comments from Matt Bates – 455 N. Yona Lane  
Goose Creek Subdivision

8:21



🔒 rigginscustomhomes.com



**OZARK REGIONAL TRANSIT**  
**Operating Statistics**  
*May 2023*

FIXED ROUTE	May 2023				Year To Date			
	This Year	Prior Year	Change	% Chg	This Year	Prior Year	Change	% Chg
Passenger Boardings	11,616	11,336	280	2.5%	60,942	56,564	4,378	7.7%
Passengers per Hour	6.5	8.1	-1.5	-19.0%	36.7	36.8	-0.2	-0.4%
Passengers per Day	528	540	-12	-2.2%	3,026	2,767	259	9.3%
ADA Complementary Paratransit	701	745	-44	-5.9%	3,414	3,551	-137	-3.9%
Bike Passengers	438	373	65	17.4%	1,679	1,352	327	24.2%
Revenue Hours	1,777	1,404	373	26.6%	8,333	7,755	578	7.5%
Service Hours	1,876	1,480	396	26.7%	8,772	8,210	562	6.9%
Revenue Miles	31,547	23,361	8,186	35.0%	149,676	121,653	28,023	23.0%
Service Miles	34,341	25,249	9,092	36.0%	161,903	132,602	29,301	22.1%
<b>ON DEMAND</b>	<b>This Year</b>	<b>Prior Year</b>	<b>Change</b>	<b>% Chg</b>	<b>This Year</b>	<b>Prior Year</b>	<b>Change</b>	<b>% Chg</b>
Passenger Boardings (Weekdays)	8,758	3,437	5,321	154.8%	30,452	10,467	19,985	190.9%
Passenger Boardings (Saturdays)	922	265	657	247.9%	3,240	754	2,486	329.7%
Total Passengers	9,680	3,702	5,978	161.5%	33,692	11,221	22,471	200.3%
Passengers per Hour (Weekdays)	3.7	2.8	0.9	32.0%	17.5	10.2	7.2	70.5%
Passengers per Hour (Saturdays)	3.5	1.9	1.6	82.3%	19.0	6.2	12.8	206.2%
Passengers per Day (Weekdays)	398	164	234	143.2%	1,488	496	992	200.1%
Passengers per Day (Saturdays)	231	66	164	247.9%	790	176	614	349.6%
Bike Passengers	93	28	65	232.1%	282	49	233	475.5%
Revenue Hours	2,852	1,444	1,408	97.5%	10,501	5,366	5,136	95.7%
Service Hours	3,072	1,648	1,424	86.4%	11,415	6,014	5,402	89.8%
Revenue Miles	40,714	18,152	22,562	124.3%	151,257	65,067	86,190	132.5%
Service Miles	46,148	23,028	23,120	100.4%	173,349	80,906	92,443	114.3%
<b>PARATRANSIT</b>	<b>This Year</b>	<b>Prior Year</b>	<b>Change</b>	<b>% Chg</b>	<b>This Year</b>	<b>Prior Year</b>	<b>Change</b>	<b>% Chg</b>
Passenger Boardings	1,087	1,157	-70	-6.1%	5,160	5,162	-2	0.0%
Passengers per Hour	1.7	1.5	0.2	15.7%	8.6	7.4	1.2	16.1%
Passengers per Day	49	55	-6	-10.3%	256	252	4	1.7%
Revenue Hours	622	766	-144	-18.8%	3,003	3,473	-470	-13.5%
Service Hours	875	873	2	0.3%	4,071	4,159	-88	-2.1%
Revenue Miles	8,912	9,425	-513	-5.4%	41,904	41,836	67	0.2%
Service Miles	10,857	10,809	48	0.4%	50,664	50,181	483	1.0%
<b>TOTAL</b>	<b>This Year</b>	<b>Prior Year</b>	<b>Change</b>	<b>% Chg</b>	<b>This Year</b>	<b>Prior Year</b>	<b>Change</b>	<b>% Chg</b>
Passenger Boardings (Weekdays)	21,461	15,930	5,531	34.7%	96,554	72,193	24,361	33.7%
Passenger Boardings (Saturdays)	922	265	657	247.9%	3,240	754	2,486	329.7%
Total Passengers	22,383	16,195	6,188	38.2%	99,794	72,947	26,847	36.8%
Charter/Shuttle Passengers	271	313	-42	-13.4%	1,306	12,856	-11,550	-89.8%
Grand Total	22,654	16,508	6,146	37.2%	101,100	85,803	15,297	17.8%

	May 2023				Year To Date			
	This Year	Prior Year	Change	% Chg	This Year	Prior Year	Change	% Chg
Weekdays	22	21	1	4.8%	101	102	-1	-1.0%
Saturdays	4	4	0	0.0%	20	20	0	0.0%
Revenue Vehicles	32	33	-1	-3.0%				
Non-Revenue Vehicles	6	6	0	0.0%				
Total Vehicles	38	39	-1	-2.6%				
Total Miles (All Vehicles)	99,937	64,459	35,478	55.0%	421,767	296,442	125,325	42.3%
Diesel Fuel Consumed	4,513	3,387	1,126	33.2%	19,675	18,293	1,382	7.6%
Gas Consumed	6,362	3,938	2,424	61.5%	25,663	16,396	9,267	56.5%
Miles Per Gallon	9.2	8.8	0.4	4.4%	46.5	42.7	3.8	8.9%
Road calls	1	5	-4	-80.0%	9	8	1	12.5%
Accidents	0	0	0	100.0%	7	4	3	75.0%
Operations (Full Time Equivalent)	42	40	2	5.0%				
Maintenance	12	10	2	20.0%				
Administration	10	10	0	0.0%				
Total	64	60	4	6.7%				

## Route Summary

May 2023

### Fixed Routes

Route	Days	Passengers		Revenue Hours		Revenue Miles		Service Hours		Service Miles	
		Daily	Total	Daily	Total	Daily	Total	Daily	Total	Daily	Total
10	22	140.2	3,085	13.0	286.0	157.2	3,458.2	13.5	297.0	167.6	3,687.0
20	22	144.4	3,177	13.5	297.0	178.5	3,926.6	14.5	319.0	198.7	4,371.0
61	22	121.9	2,682	13.0	286.0	188.8	4,154.2	13.5	297.0	199.2	4,383.0
62	22	82.0	1,805	13.6	298.8	188.0	4,135.0	14.1	309.8	194.0	4,267.0
490-1	22	20.2	444	13.8	304.3	357.1	7,857.0	14.8	326.3	397.1	8,737.0
490-2	22	19.2	423	13.8	304.3	364.4	8,016.0	14.8	326.3	404.4	8,896.0
<b>Total</b>		<b>528.0</b>	<b>11,616</b>	<b>80.8</b>	<b>1,776.5</b>	<b>1,434.0</b>	<b>31,547.0</b>	<b>85.3</b>	<b>1,875.5</b>	<b>1,561.0</b>	<b>34,341.0</b>

### On Demand (Weekday)

Route	Days	Passengers		Revenue Hours		Revenue Miles		Service Hours		Service Miles	
		Daily	Total	Daily	Total	Daily	Total	Daily	Total	Daily	Total
F1	22	38.6	850	12.6	278.0	198.4	4,365.2	13.1	289.0	208.8	4,594.0
F2	22	38.0	837	13.2	291.0	197.1	4,336.0	13.9	305.7	215.1	4,732.0
F3	21	17.8	373	6.0	126.0	86.5	1,816.0	6.5	136.5	98.5	2,068.0
S1	22	37.4	823	12.7	279.0	125.4	2,759.0	12.8	282.7	133.4	2,935.0
S2	22	35.0	771	12.3	270.0	116.4	2,561.0	12.4	273.7	124.4	2,737.0
R1	22	43.3	953	12.1	267.0	202.5	4,454.0	13.1	289.0	227.5	5,004.0
R2	22	42.7	939	11.8	259.0	180.4	3,969.0	12.8	281.0	205.4	4,519.0
R3	22	23.1	509	6.0	132.0	96.7	2,128.0	7.0	154.0	121.7	2,678.0
B1	22	48.5	1,068	12.5	275.0	192.2	4,229.2	13.8	304.3	222.6	4,898.0
B2	22	48.8	1,073	11.8	259.0	195.6	4,304.2	13.1	288.3	226.0	4,973.0
B3	22	25.5	562	6.9	152.0	102.1	2,245.2	8.2	181.3	132.5	2,914.0
<b>Total</b>		<b>398.9</b>	<b>8,758</b>	<b>117.9</b>	<b>2,588.0</b>	<b>1,693.3</b>	<b>37,166.8</b>	<b>126.9</b>	<b>2,785.5</b>	<b>1,915.9</b>	<b>42,052.0</b>

### On Demand (Saturday)

Route	Days	Passengers		Revenue Hours		Revenue Miles		Service Hours		Service Miles	
		Daily	Total	Daily	Total	Daily	Total	Daily	Total	Daily	Total
F1	4	38.3	153	12.0	48.0	201.6	806.4	12.5	50.0	212.0	848.0
S1	4	29.8	119	12.0	48.0	96.5	386.0	12.2	48.7	104.5	418.0
S2	4	22.0	88	12.0	48.0	94.5	378.0	12.2	48.7	102.5	410.0
R1	4	26.8	107	6.0	24.0	109.3	437.0	7.0	28.0	134.3	537.0
R2	4	13.3	53	4.0	16.0	72.5	290.0	5.0	20.0	97.5	390.0
B1	4	53.3	213	12.0	48.0	179.6	718.4	13.3	53.3	210.0	840.0
B2	4	47.3	189	8.0	32.0	132.9	531.4	9.3	37.3	163.3	653.0
<b>Total</b>		<b>230.5</b>	<b>922</b>	<b>66.0</b>	<b>264.0</b>	<b>886.8</b>	<b>3,547.2</b>	<b>71.5</b>	<b>286.0</b>	<b>1,024.0</b>	<b>4,096.0</b>

### Paratransit Routes

Route	Days	Passengers		Revenue Hours		Revenue Miles		Service Hours		Service Miles	
		Daily	Total	Daily	Total	Daily	Total	Daily	Total	Daily	Total
DR - CC	17	12.4	211	5.4	91.2	52.8	897.6	7.4	126.5	57.2	973.0
PT1	22	9.8	216	5.9	130.2	94.5	2,079.6	7.5	165.8	105.4	2,319.0
PT2	22	10.4	229	5.9	128.9	90.0	1,980.6	6.2	136.5	111.4	2,451.0
PT3	22	6.8	149	3.8	83.6	59.7	1,314.4	9.3	204.7	79.8	1,756.0
PT4	22	8.5	187	5.8	126.8	80.4	1,768.2	6.6	144.3	92.8	2,042.0
PT5	17	4.8	81	3.0	51.5	44.1	750.4	4.3	73.4	66.2	1,125.0
PT6	3	4.7	14	3.3	10.0	40.3	120.9	7.9	23.8	63.7	191.0
PT7	0	0.0	0	0.0	0.0	0.0	0.0	0.0	0.0	0.0	0.0
<b>Total</b>		<b>57.3</b>	<b>1,087</b>	<b>33.1</b>	<b>622.1</b>	<b>461.9</b>	<b>8,911.7</b>	<b>49.3</b>	<b>875.1</b>	<b>576.5</b>	<b>10,857.0</b>

### Service Totals

	Passengers		Revenue Hours		Revenue Miles		Service Hours		Service Miles	
	Daily	Total	Daily	Total	Daily	Total	Daily	Total	Daily	Total
Fixed Route	528.0	11,616.0	80.8	1,776.5	1,434.0	31,547.0	85.3	1,875.5	1,561.0	34,341.0
On Demand (Week)	398.9	8,758.0	117.9	2,588.0	1,693.3	37,166.8	126.9	2,785.5	1,915.9	42,052.0
On Demand (Sat)	230.5	922.0	66.0	264.0	886.8	3,547.2	71.5	286.0	1,024.0	4,096.0
Paratransit	57.3	1,087.0	33.1	622.1	461.9	8,911.7	49.3	875.1	576.5	10,857.0
<b>Grand Total</b>		<b>22,383.0</b>		<b>5,250.6</b>		<b>81,172.7</b>		<b>5,822.1</b>		<b>91,346.0</b>

## Route Summary

May 2023

### Fixed Routes

Route	Days	Passengers				Wheel-chairs		Bikes	
		Daily	Total	Per Rev Hour	Per Rev Mile	Daily	Total	Daily	Total
10	22	140.2	3,085	10.8	0.9	3.0	66	5.5	120
20	22	144.4	3,177	10.7	0.8	4.5	100	4.0	89
61	22	121.9	2,682	9.4	0.6	2.1	46	4.8	106
62	22	82.0	1,805	6.0	0.4	0.9	20	0.9	20
490-1	22	20.2	444	1.5	0.1	0.3	7	2.9	63
490-2	22	19.2	423	1.4	0.1	0.1	3	1.8	40
		<b>528.0</b>	<b>11,616</b>	<b>39.8</b>	<b>2.9</b>	<b>11.0</b>	<b>242</b>	<b>19.9</b>	<b>438</b>

### On Demand (Weekday)

Route	Days	Passengers				Wheel-chairs		Bikes	
		Daily	Total	Per Rev Hour	Per Rev Mile	Daily	Total	Daily	Total
F1	22	38.6	850	3.1	0.2	0.2	4	0.0	0
F2	22	38.0	837	2.9	0.2	0.0	0	0.0	0
F3	21	17.8	373	3.0	0.2	0.0	0	0.0	0
S1	22	37.4	823	2.9	0.3	1.0	22	0.4	8
S2	22	35.0	771	2.9	0.3	0.6	13	0.1	2
R1	22	43.3	953	3.6	0.2	0.8	17	1.0	22
R2	22	42.7	939	3.6	0.2	0.7	16	0.3	7
R3	22	23.1	509	3.9	0.2	0.5	12	0.3	7
B1	22	48.5	1,068	3.9	0.3	0.3	6	0.0	1
B2	22	48.8	1,073	4.1	0.2	1.0	23	1.1	24
B3	22	25.5	562	3.7	0.3	0.5	10	0.5	12
		<b>398.9</b>	<b>8,758</b>	<b>37.5</b>	<b>2.6</b>	<b>5.6</b>	<b>123</b>	<b>3.8</b>	<b>83</b>

### On Demand (Saturday)

Route	Days	Passengers				Wheel-chairs		Bikes	
		Daily	Total	Per Rev Hour	Per Rev Mile	Daily	Total	Daily	Total
F1	4	38.3	153	3.2	0.2	0.0	0	0.0	0
S1	4	29.8	119	2.5	0.3	2.0	8	0.5	2
S2	4	22.0	88	1.8	0.2	0.3	1	0.0	0
R1	4	26.8	107	4.5	0.2	0.5	2	0.3	1
R2	4	13.3	53	3.3	0.2	0.0	0	0.3	1
B1	4	53.3	213	4.4	0.3	2.8	11	0.8	3
B2	4	47.3	189	5.9	0.4	0.8	3	0.8	3
		<b>230.5</b>	<b>922</b>	<b>25.6</b>	<b>1.8</b>	<b>6.3</b>	<b>25</b>	<b>2.5</b>	<b>10</b>

### Paratransit Routes

Route	Days	Passengers				Wheel-chairs	
		Daily	Total	Per Rev Hour	Per Rev Mile	Daily	Total
DR - CC	17	12.4	211	2.3	0.2	0.7	12
PT1	22	9.8	216	1.7	0.1	0.0	0
PT2	22	10.4	229	1.8	0.1	1.5	33
PT3	22	6.8	149	1.8	0.1	0.8	18
PT4	22	8.5	187	1.5	0.1	0.9	19
PT5	17	4.8	81	1.6	0.1	0.2	3
PT6	3	4.7	14	1.4	0.1	0.0	0
PT7	0	0.0	0	0.0	0.0	0.0	0
		<b>57.3</b>	<b>1,087</b>	<b>12.0</b>	<b>0.9</b>	<b>4.1</b>	<b>85</b>

### Service Totals

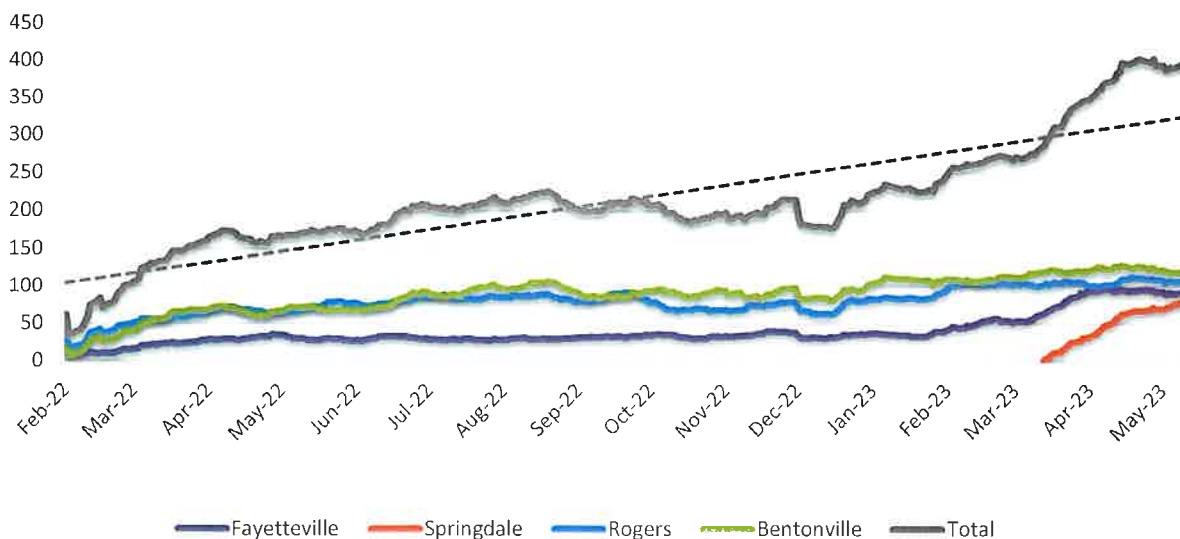
	Passengers				Wheel-chairs		Bikes	
	Daily	Total	Per Rev Hour	Per Rev Mile	Daily	Total	Daily	Total
Fixed Route	528.0	11,616	39.8	2.9	11.0	242	19.9	438
On Demand (Week)	398.9	8,758	37.5	2.6	5.6	123	3.8	83
On Demand (Sat)	230.5	922	25.6	1.8	6.3	25	2.5	10
Paratransit	57.3	1,087	12.0	0.9	4.1	85		
<b>Grand Total</b>		<b>22,383.0</b>				<b>475.0</b>		<b>531.0</b>

# ORT On-Demand Service

May 2023

	Days of Operations	Customers	Passenger Trips	Passengers per Day	Revenue Hours	Passengers per Hour	Seat Unavailable	Unaccepted Proposal
<b>Fayetteville</b>								
Weekdays	22	321	2,060	94	695	3.0	257	251
Saturday	4	93	153	38	48	3.2	90	30
<b>Total</b>	<b>26</b>	<b>414</b>	<b>2,213</b>		<b>743</b>		<b>347</b>	<b>281</b>
<b>Springdale</b>								
Weekdays	22	221	1,594	72	549	2.9	77	156
Saturday	4	59	207	52	96	2.2	5	24
<b>Total</b>	<b>26</b>	<b>280</b>	<b>1,801</b>		<b>645</b>		<b>82</b>	<b>180</b>
<b>Rogers</b>								
Weekdays	22	460	2,401	109	658	3.6	859	195
Saturday	4	68	160	40	40	4.0	33	26
<b>Total</b>	<b>26</b>	<b>528</b>	<b>2,561</b>		<b>698</b>		<b>892</b>	<b>221</b>
<b>Bentonville</b>								
Weekdays	22	425	2,703	123	686	3.9	978	296
Saturday	4	135	402	101	80	5.0	63	55
<b>Total</b>	<b>26</b>	<b>560</b>	<b>3,105</b>		<b>766</b>		<b>1,041</b>	<b>351</b>
<b>ODT Service Totals</b>								
Weekdays	22	1,427	8,758	398	2,588	3.4	2,171	898
Saturday	4	355	922	231	264	3.6	191	135
<b>Total</b>	<b>26</b>	<b>1,782</b>	<b>9,680</b>		<b>2,852</b>		<b>2,362</b>	<b>1,033</b>

## On-Demand Transit Daily Passengers



**On Demand Transit**

**Fayetteville**

**May 2023**

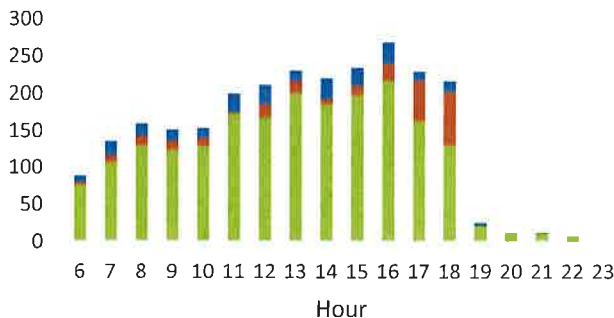
**Weekdays**

Date	Passenger Trips	Revenue Hours	Passengers per Hour	Seat Unavailable	Unaccepted Proposal
2023-05-01	90	31.0	2.9	21	13
2023-05-02	84	31.0	2.7	7	11
2023-05-03	98	31.0	3.2	9	16
2023-05-04	91	31.0	2.9	20	17
2023-05-05	119	39.0	3.1	7	5
2023-05-08	71	24.5	2.9	15	6
2023-05-09	102	24.5	4.2	19	12
2023-05-10	95	31.0	3.1	12	16
2023-05-11	86	31.0	2.8	11	10
2023-05-12	116	39.0	3.0	8	16
2023-05-15	90	31.0	2.9	10	16
2023-05-16	88	31.0	2.8	4	5
2023-05-17	85	31.0	2.7	11	12
2023-05-18	97	31.0	3.1	5	9
2023-05-19	94	33.0	2.8	15	8
2023-05-22	74	31.0	2.4	19	5
2023-05-23	76	31.0	2.5	10	12
2023-05-24	88	31.0	2.8	11	10
2023-05-25	108	31.0	3.5	18	19
2023-05-26	100	39.0	2.6	2	11
2023-05-30	98	31.0	3.2	17	11
2023-05-31	110	31.0	3.5	6	11
<b>Total</b>	<b>2,060</b>	<b>695.0</b>	<b>3.0</b>	<b>257</b>	<b>251</b>

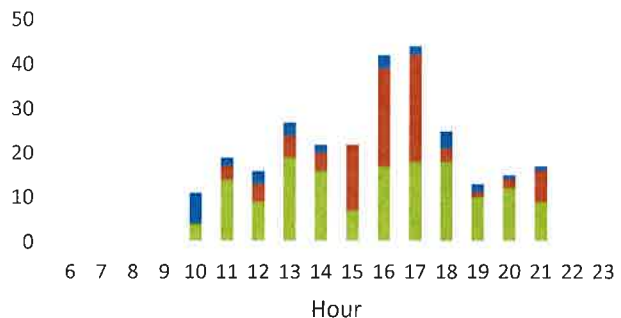
**Saturday**

Date	Passenger Trips	Revenue Hours	Passengers per Hour	Seat Unavailable	Unaccepted Proposal
2023-05-06	47	12.0	3.9	26	5
2023-05-13	39	12.0	3.3	26	7
2023-05-20	40	12.0	3.3	19	8
2023-05-27	27	12.0	2.3	19	10
<b>Total</b>	<b>153</b>	<b>48.0</b>	<b>3.2</b>	<b>90</b>	<b>30</b>

**Weekday Requests**



**Saturday Requests**



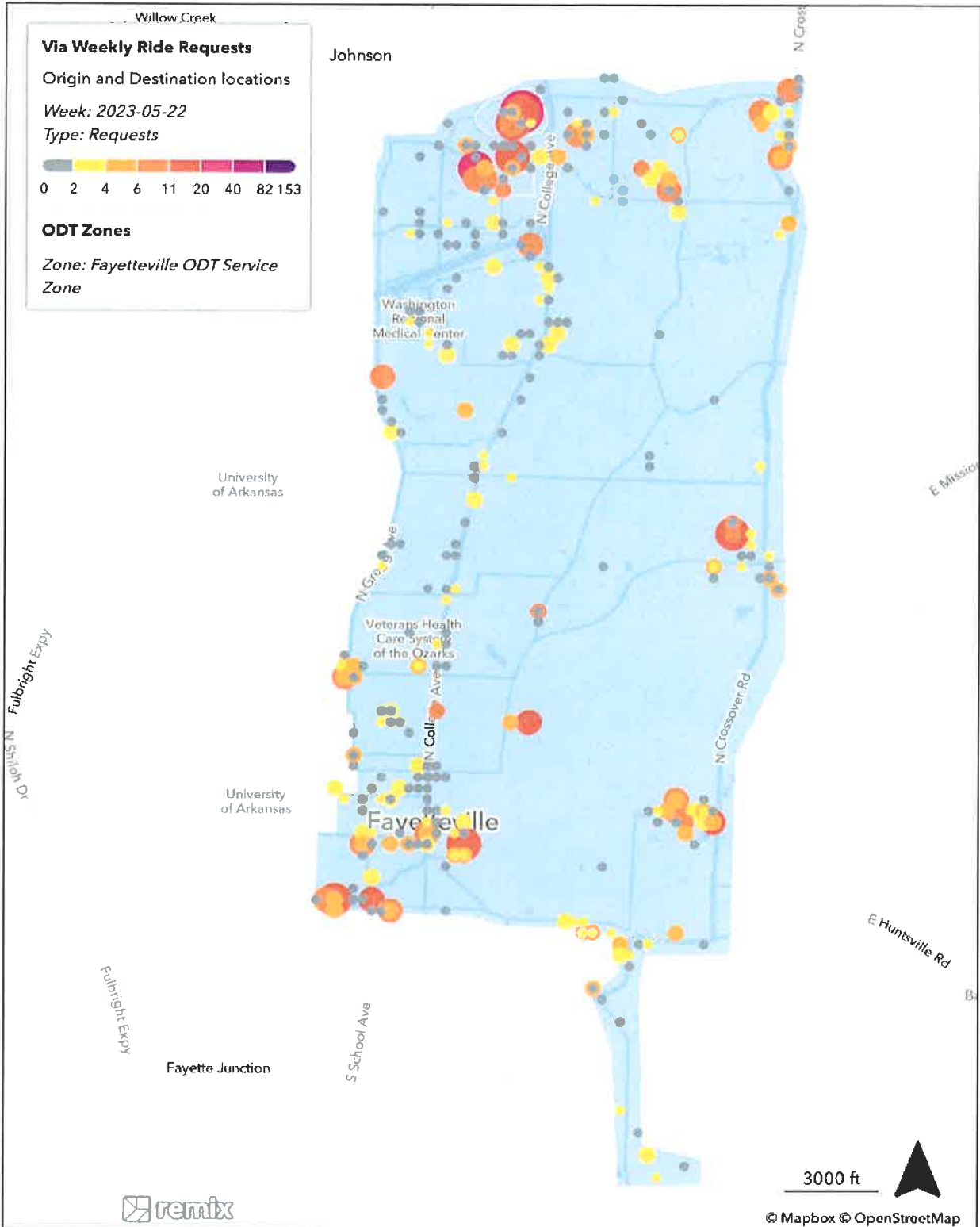
■ Completed ■ Seat Unavailable ■ Unaccepted Proposal

■ Completed ■ Seat Unavailable ■ Unaccepted Proposal

# On Demand Trip Request Locations

# Fayetteville

# Week of 5/22/23





**On Demand Transit**

**Springdale**

**May 2023**

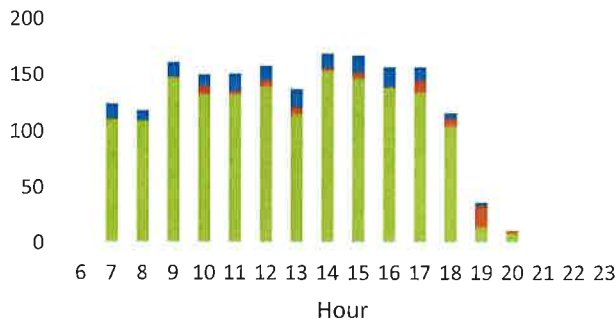
**Weekdays**

Date	Passenger Trips	Revenue Hours	Passengers per Hour	Seat Unavailable	Unaccepted Proposal
2023-05-01	57	25.0	2.3	1	8
2023-05-02	60	25.0	2.4	0	7
2023-05-03	85	25.0	3.4	0	5
2023-05-04	47	25.0	1.9	0	2
2023-05-05	77	28.0	2.8	1	4
2023-05-08	72	25.0	2.9	3	9
2023-05-09	67	25.0	2.7	0	3
2023-05-10	72	25.0	2.9	3	9
2023-05-11	66	23.0	2.9	0	7
2023-05-12	66	28.0	2.4	2	8
2023-05-15	64	25.0	2.6	2	6
2023-05-16	71	25.0	2.8	10	10
2023-05-17	81	25.0	3.2	1	12
2023-05-18	85	25.0	3.4	5	10
2023-05-19	53	17.0	3.1	9	7
2023-05-22	73	25.0	2.9	7	9
2023-05-23	70	25.0	2.8	6	5
2023-05-24	92	25.0	3.7	4	9
2023-05-25	73	25.0	2.9	20	6
2023-05-26	81	28.0	2.9	1	4
2023-05-30	103	25.0	4.1	1	8
2023-05-31	79	25.0	3.2	1	8
<b>Total</b>	<b>1,594</b>	<b>549.0</b>	<b>2.9</b>	<b>77</b>	<b>156</b>

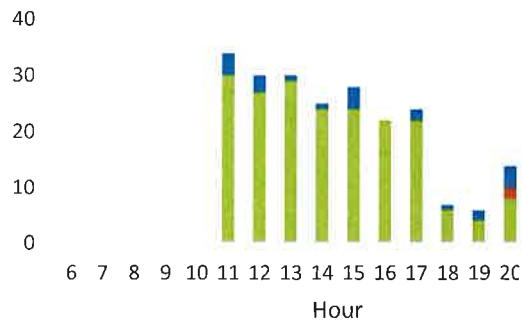
**Saturday**

Date	Passenger Trips	Revenue Hours	Passengers per Hour	Seat Unavailable	Unaccepted Proposal
2023-05-06	48	24.0	2.0	0	7
2023-05-13	41	24.0	1.7	0	7
2023-05-20	58	24.0	2.4	5	4
2023-05-27	60	24.0	2.5	0	6
<b>Total</b>	<b>207</b>	<b>96.0</b>	<b>2.2</b>	<b>5</b>	<b>24</b>

**Weekday Requests**



**Saturday Requests**



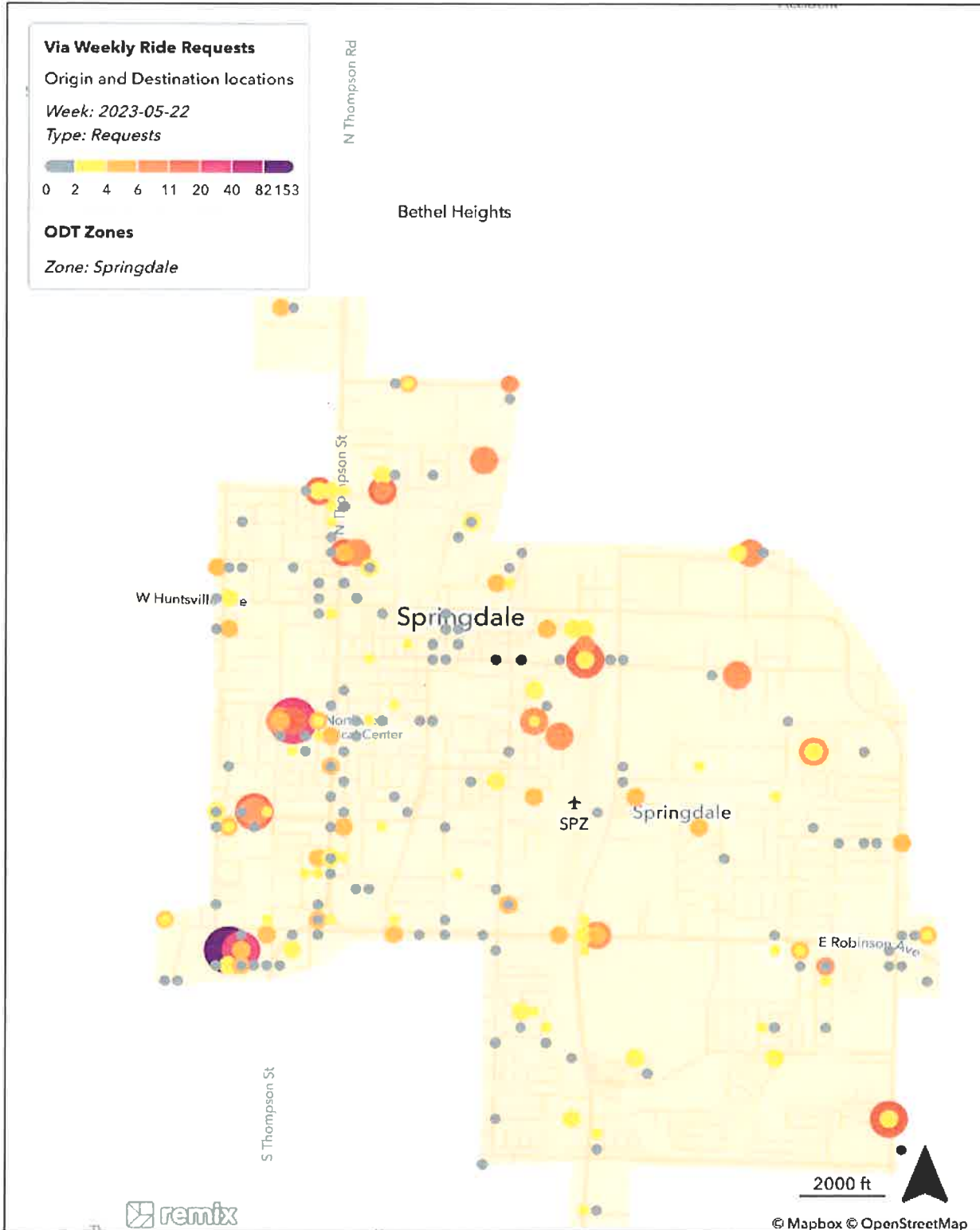
■ Completed ■ Seat Unavailable ■ Unaccepted Proposal

■ Completed ■ Seat Unavailable ■ Unaccepted

# On Demand Trip Request Locations

# Springdale

# Week of 5/22/23



**On Demand Transit**

**Rogers**

**May 2023**

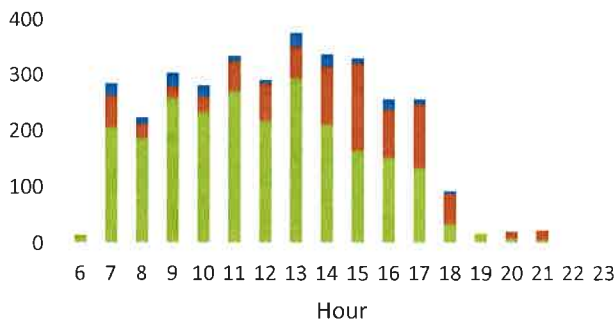
**Weekdays**

Date	Passenger Trips	Revenue Hours	Passengers per Hour	Seat Unavailable	Unaccepted Proposal
2023-05-01	121	29.0	4.2	65	11
2023-05-02	107	29.0	3.7	35	5
2023-05-03	114	29.0	3.9	52	3
2023-05-04	106	29.0	3.7	44	7
2023-05-05	139	34.0	4.1	64	14
2023-05-08	102	29.0	3.5	42	10
2023-05-09	128	29.0	4.4	31	11
2023-05-10	95	29.0	3.3	35	10
2023-05-11	99	29.0	3.4	23	14
2023-05-12	115	34.0	3.4	82	6
2023-05-15	105	29.0	3.6	31	7
2023-05-16	103	29.0	3.6	38	6
2023-05-17	109	29.0	3.8	56	5
2023-05-18	108	29.0	3.7	18	8
2023-05-19	128	34.0	3.8	30	14
2023-05-22	98	29.0	3.4	57	6
2023-05-23	97	29.0	3.3	28	9
2023-05-24	108	29.0	3.7	24	5
2023-05-25	105	29.0	3.6	22	16
2023-05-26	103	34.0	3.0	33	13
2023-05-30	109	29.0	3.8	24	9
2023-05-31	102	29.0	3.5	25	6
<b>Total</b>	<b>2,401</b>	<b>658.0</b>	<b>3.6</b>	<b>859</b>	<b>195</b>

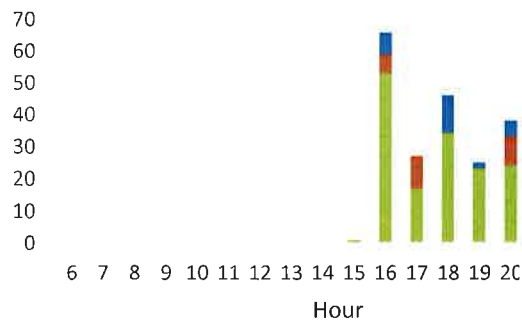
**Saturday**

Date	Passenger Trips	Revenue Hours	Passengers per Hour	Seat Unavailable	Unaccepted Proposal
2023-05-06	47	10.0	4.7	16	6
2023-05-13	38	10.0	3.8	9	11
2023-05-20	39	10.0	3.9	3	2
2023-05-27	36	10.0	3.6	5	7
<b>Total</b>	<b>160</b>	<b>40.0</b>	<b>4.0</b>	<b>33</b>	<b>26</b>

**Weekday Requests**



**Saturday Requests**



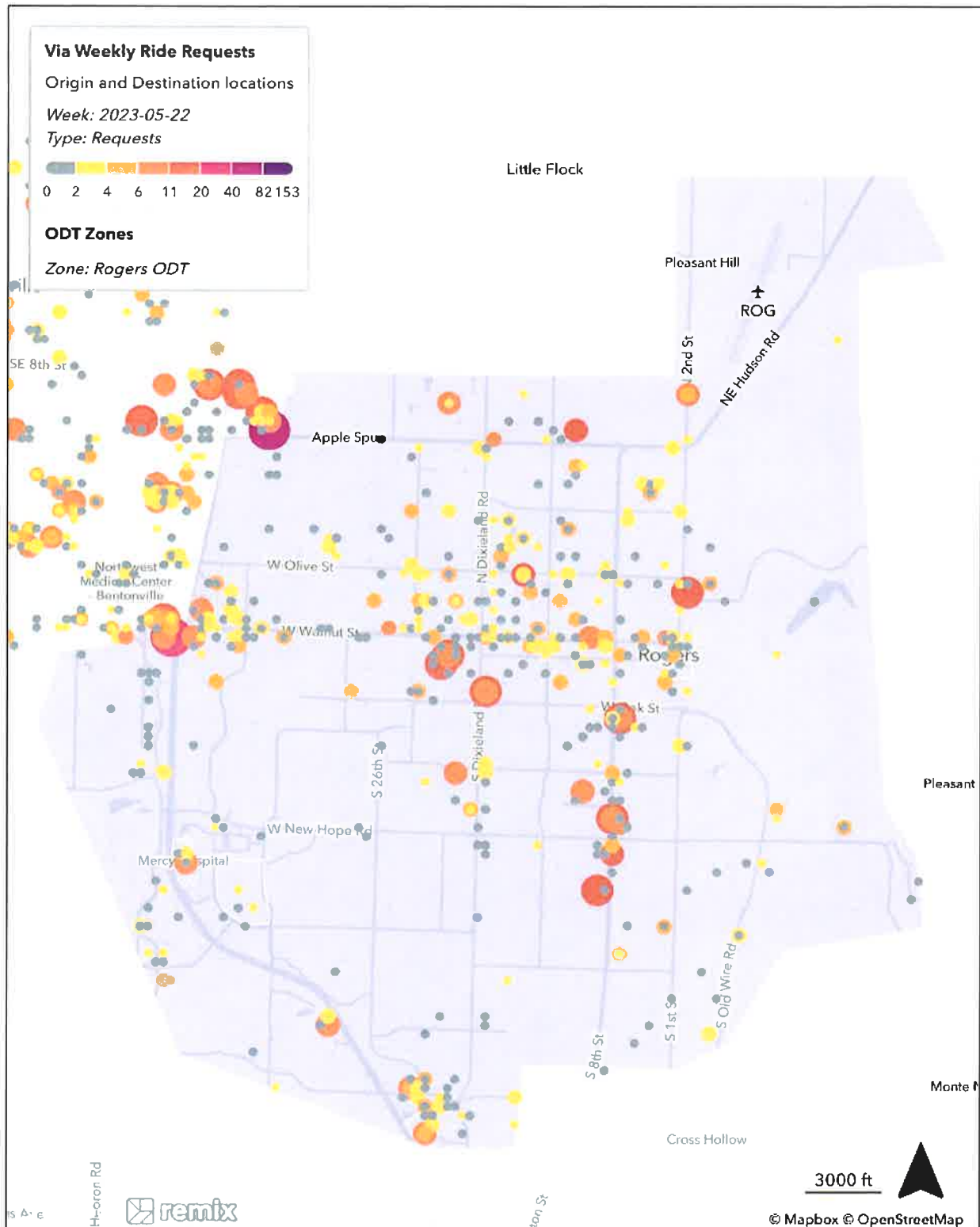
■ Completed ■ Seat Unavailable ■ Unaccepted Proposal

■ Completed ■ Seat Unavailable ■ Unaccepted

# On Demand Trip Request Locations

## Rogers

### Week of 5/22/23



**On Demand Transit**

**Bentonville**

**May 2023**

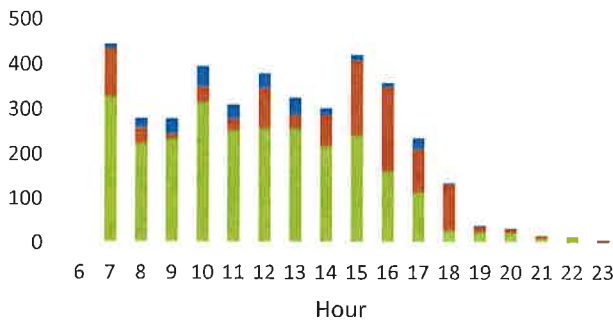
**Weekdays**

Date	Passenger Trips	Revenue Hours	Passengers per Hour	Seat Unavailable	Unaccepted Proposal
2023-05-01	129	30.0	4.3	28	21
2023-05-02	135	30.0	4.5	36	3
2023-05-03	117	30.0	3.9	66	22
2023-05-04	105	30.0	3.5	16	15
2023-05-05	162	37.0	4.4	71	14
2023-05-08	113	30.0	3.8	34	18
2023-05-09	124	30.0	4.1	54	15
2023-05-10	113	30.0	3.8	39	11
2023-05-11	129	28.0	4.6	78	12
2023-05-12	147	37.0	4.0	36	16
2023-05-15	112	30.0	3.7	23	15
2023-05-16	114	30.0	3.8	38	12
2023-05-17	134	30.0	4.5	53	10
2023-05-18	108	30.0	3.6	18	18
2023-05-19	126	37.0	3.4	64	7
2023-05-22	118	30.0	3.9	53	11
2023-05-23	115	30.0	3.8	36	13
2023-05-24	101	30.0	3.4	50	5
2023-05-25	121	30.0	4.0	45	11
2023-05-26	139	37.0	3.8	47	21
2023-05-30	115	30.0	3.8	42	15
2023-05-31	126	30.0	4.2	51	11
<b>Total</b>	<b>2,703</b>	<b>686.0</b>	<b>3.9</b>	<b>978</b>	<b>296</b>

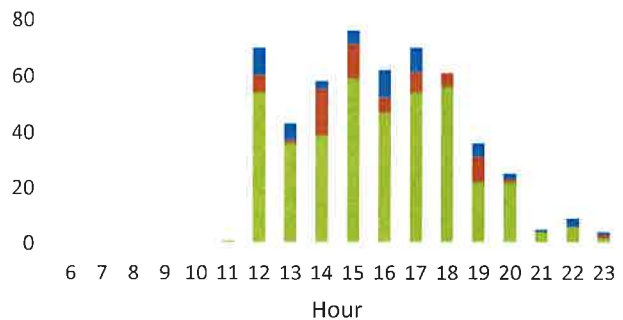
**Saturday**

Date	Passenger Trips	Revenue Hours	Passengers per Hour	Seat Unavailable	Unaccepted Proposal
2023-05-06	108	20.0	5.4	14	21
2023-05-13	85	20.0	4.3	14	7
2023-05-20	112	20.0	5.6	12	18
2023-05-27	97	20.0	4.9	23	9
<b>Total</b>	<b>402</b>	<b>80.0</b>	<b>5.0</b>	<b>63</b>	<b>55</b>

**Weekday Requests**



**Saturday Requests**



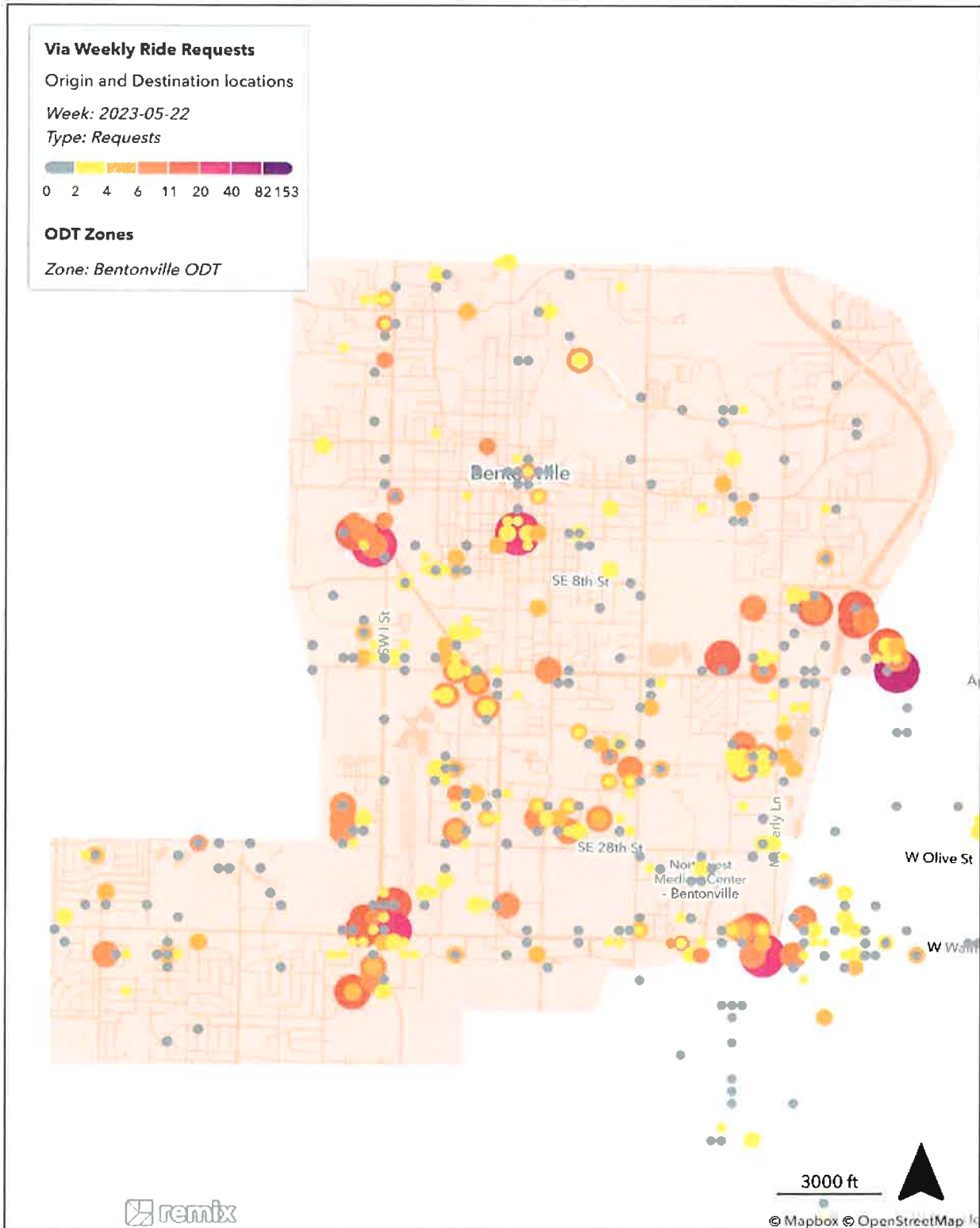
■ Completed ■ Seat Unavailable ■ Unaccepted Proposal

■ Completed ■ Seat Unavailable ■ Unaccepted Proposal

# On Demand Trip Request Locations

# Bentonville

# Week of 5/22/23



## Ridership Summary

May 2023

### Traditional Fixed Routes

	May 2023			Year To Date		
	Weekday	Saturday	Total	Weekday	Saturday	Total
Fayetteville	6,262	0	6,262	32,924	0	32,924
Springdale	4,487	0	4,487	23,829	0	23,829
Rogers	0	0	0	0	0	0
Bentonville	0	0	0	0	0	0
Express	867	0	867	4,189	0	4,189
<b>Total</b>	<b>11,616</b>	<b>0</b>	<b>11,616</b>	<b>60,942</b>	<b>0</b>	<b>60,942</b>

### On Demand Transit Routes

	May 2023			Year To Date		
	Weekday	Saturday	Total	Weekday	Saturday	Total
Fayetteville	2,060	153	2,213	6,553	267	6,820
Springdale	1,594	207	1,801	2,315	302	2,617
Rogers	2,401	160	2,561	10,046	685	10,731
Bentonville	2,703	402	3,105	11,538	1,986	13,524
<b>Total</b>	<b>8,758</b>	<b>922</b>	<b>9,680</b>	<b>30,452</b>	<b>3,240</b>	<b>33,692</b>

### Paratransit Routes

	May 2023			Year To Date		
	Weekday	Saturday	Total	Weekday	Saturday	Total
Fayetteville	276	0	276	1,371	0	1,371
Springdale	311	0	311	1,462	0	1,462
Rogers	162	0	162	713	0	713
Bentonville	127	0	127	608	0	608
Other	211	0	211	1,006	0	1,006
<b>Total</b>	<b>1,087</b>	<b>0</b>	<b>1,087</b>	<b>5,160</b>	<b>0</b>	<b>5,160</b>

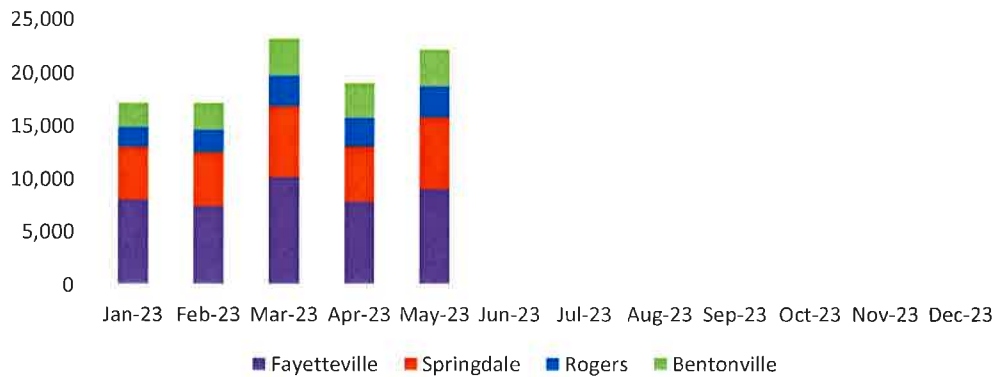
### All ORT Routes

	May 2023			Year To Date		
	Weekday	Saturday	Total	Weekday	Saturday	Total
Fayetteville	8,598	153	8,751	40,848	267	41,115
Springdale	6,392	207	6,599	27,606	302	27,908
Rogers	2,563	160	2,723	10,759	685	11,444
Bentonville	2,830	402	3,232	12,146	1,986	14,132
Express	867	0	867	4,189	0	4,189
Other	211	0	211	1,006	0	1,006
<b>Total</b>	<b>21,461</b>	<b>922</b>	<b>22,383</b>	<b>96,554</b>	<b>3,240</b>	<b>99,794</b>

## ORT Ridership Summary

Boardings	Jan-23	Feb-23	Mar-23	Apr-23	May-23	Jun-23	Jul-23	Aug-23	Sep-23	Oct-23	Nov-23	Dec-23	Total
<b>Total System</b>													
Fixed Route	16,389	16,440	22,250	18,259	21,296								94,634
ADA Paratransit	691	630	769	623	701								3,414
Demand Response	290	292	441	337	386								1,746
<b>Total Passengers</b>	<b>17,370</b>	<b>17,362</b>	<b>23,460</b>	<b>19,219</b>	<b>22,383</b>								<b>99,794</b>
<b>Fayetteville</b>													
Fixed Route	7,702	7,097	9,803	7,498	8,691								40,791
ADA Paratransit	239	231	264	227	243								1,204
Demand Response	24	30	34	46	33								167
<b>Total Passengers</b>	<b>7,965</b>	<b>7,358</b>	<b>10,101</b>	<b>7,771</b>	<b>8,967</b>								<b>42,162</b>
<b>Springdale</b>													
Fixed Route	4,747	4,822	6,450	4,968	6,505								27,492
ADA Paratransit	215	201	240	172	199								1,027
Demand Response	63	76	89	95	112								435
<b>Total Passengers</b>	<b>5,025</b>	<b>5,099</b>	<b>6,779</b>	<b>5,235</b>	<b>6,816</b>								<b>28,954</b>
<b>Rogers</b>													
Fixed Route	1,716	2,029	2,693	2,563	2,778								11,779
ADA Paratransit	125	104	133	116	133								611
Demand Response	11	7	19	36	29								102
<b>Total Passengers</b>	<b>1,852</b>	<b>2,140</b>	<b>2,845</b>	<b>2,715</b>	<b>2,940</b>								<b>12,492</b>
<b>Bentonville</b>													
Fixed Route	2,224	2,492	3,304	3,230	3,322								14,572
ADA Paratransit	111	93	132	108	126								570
Demand Response	10	13	10	4	1								38
<b>Total Passengers</b>	<b>2,345</b>	<b>2,598</b>	<b>3,446</b>	<b>3,342</b>	<b>3,449</b>								<b>15,180</b>
<b>Other Areas</b>													
Fixed Route	0	0	0	0	0	0	0	0	0	0	0	0	0
ADA Paratransit	1	1	0	0	0								2
Demand Response	182	166	289	156	211								1,004
<b>Total Passengers</b>	<b>183</b>	<b>167</b>	<b>289</b>	<b>156</b>	<b>211</b>								<b>1,006</b>

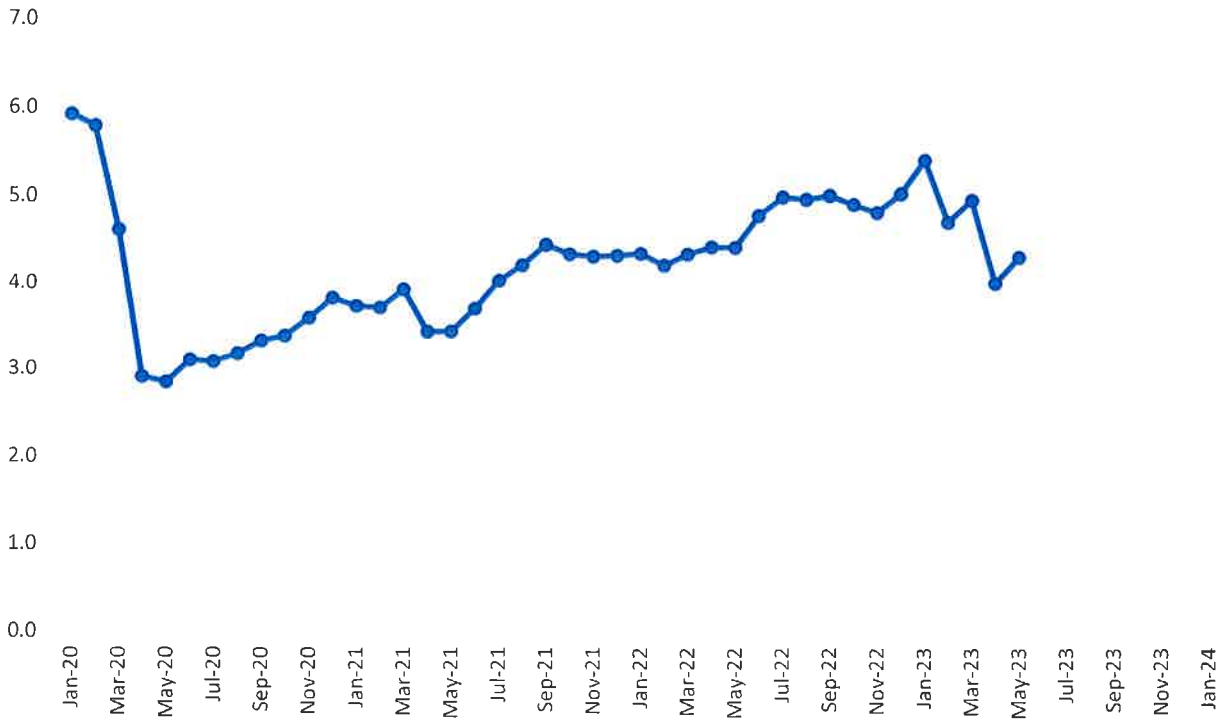
## ORT Ridership Totals



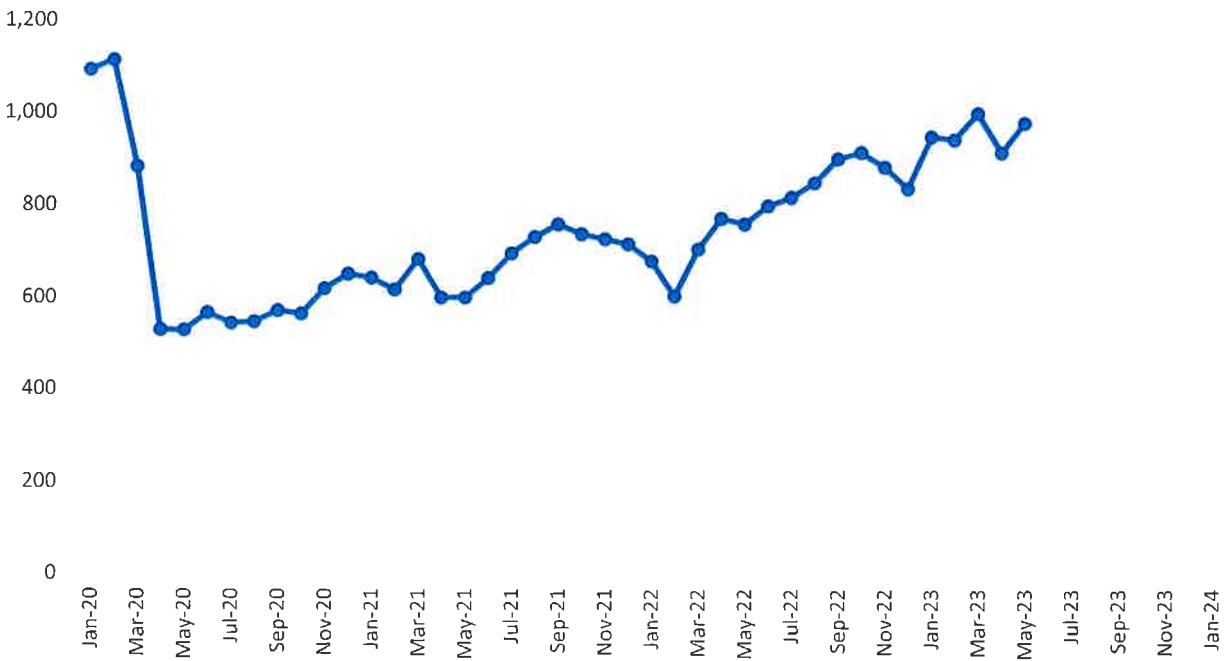


# All ORT Passengers - Weekday Ridership Trends - January 2020 to Present

## Passengers per Revenue Hour



## Daily Passengers



# City of Fayetteville Routes

May 2023

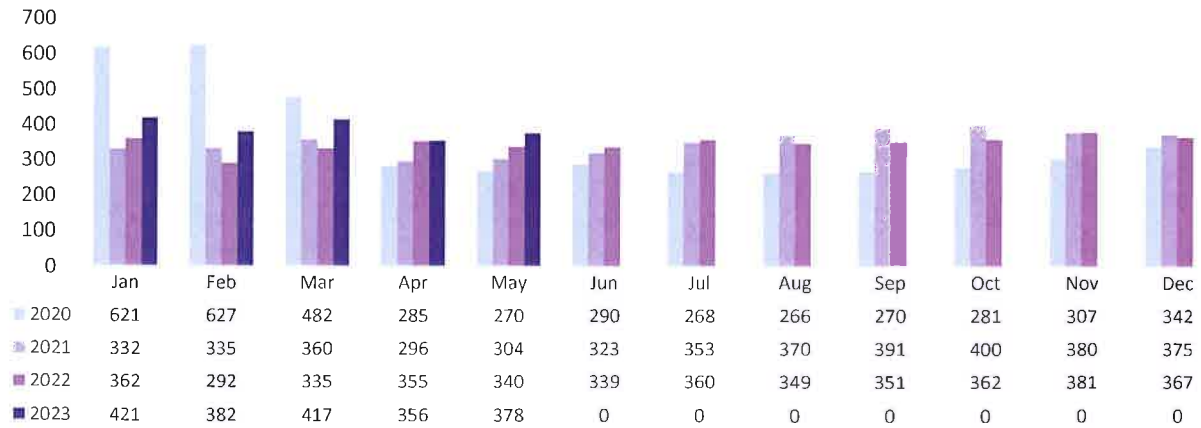
## Weekday Service

Route	Type	Days		Passengers			Revenue Hours			Passengers per Hour	
		May	2023	Daily	May	2023	Daily	May	2023	May	2023
10	Fixed	22	101	140	3,085	15,760	13	286	1,313	10.8	12.0
20	Fixed	22	101	144	3,177	17,164	14	297	1,364	10.7	12.6
F1	ODT	22	101	39	850	3,375	13	278	1,282	3.1	2.6
F2	ODT	22	77	38	837	2,503	13	291	995	2.9	2.5
F3	ODT	21	41	18	373	675	6	126	242	3.0	2.8
<b>Total</b>					<b>8,322</b>	<b>39,477</b>		<b>1,278</b>	<b>5,195</b>		

## Saturday Service

Route	Type	Days		Passengers			Revenue Hours			Passengers per Hour	
		May	2023	Daily	May	2023	Daily	May	2023	May	2023
F1	Fixed	4	8	38	153	267	12	48	96	3.2	2.8
<b>Total</b>					<b>153</b>	<b>267</b>		<b>48</b>	<b>96</b>		

City Routes Weekday Passengers



City of Springdale Routes

May 2023

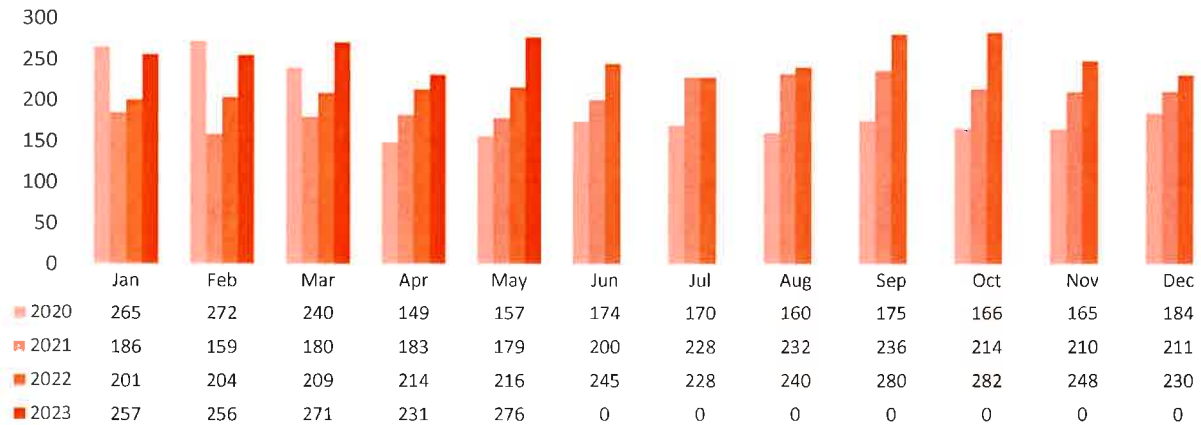
Weekday Service

Route	Type	Days		Passengers			Revenue Hours			Passengers per Hour	
		May	2023	Daily	May	2023	Daily	May	2023	May	2023
61	Fixed	22	101	122	2,682	12,593	13	286	1,313	9.4	9.6
62	Fixed	22	101	82	1,805	10,522	14	299	1,372	6.0	7.7
63	Fixed	0	50		0	714		0	400		1.8
S1	ODT	22	42	37	823	1,214	13	279	535	2.9	2.3
S2	ODT	22	42	35	771	1,101	12	270	526	2.9	2.1
<b>Total</b>					<b>6,081</b>	<b>26,144</b>		<b>1,134</b>	<b>4,146</b>		

Saturday Service

Route	Type	Days		Passengers			Revenue Hours			Passengers per Hour	
		May	2023	Daily	May	2023	Daily	May	2023	May	2023
S1	ODT	4	8	30	119	172	12	48	96	2.5	1.8
S2	ODT	4	8	22	88	130	12	48	96	1.8	1.4
<b>Total</b>					<b>207</b>	<b>302</b>		<b>96</b>	<b>192</b>		

City Routes Weekday Passengers



# City of Rogers Routes

May 2023

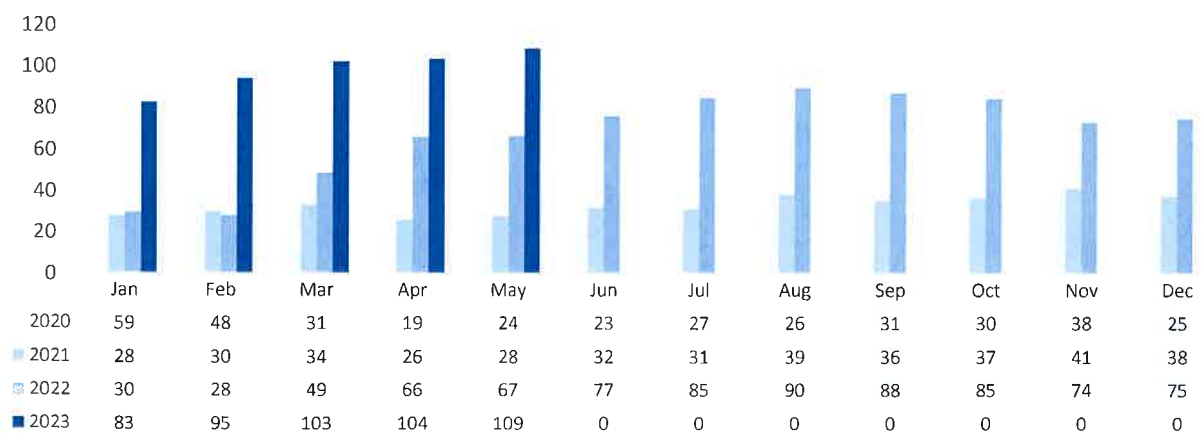
## Weekday Service

Route	Type	Days		Passengers			Revenue Hours			Passengers per Hour	
		May	2023	Daily	May	2023	Daily	May	2023	May	2023
R1	ODT	22	101	43	953	4,250	12	267	1,235	3.6	3.4
R2	ODT	22	101	43	939	4,072	12	259	1,193	3.6	3.4
R3	ODT	22	77	23	509	1,724	6	132	462	3.9	3.7
<b>Total</b>					<b>2,401</b>	<b>10,046</b>		<b>658</b>	<b>2,890</b>		

## Saturday Service

Route	Type	Days		Passengers			Revenue Hours			Passengers per Hour	
		May	2023	Daily	May	2023	Daily	May	2023	May	2023
R1	ODT	4	20	27	107	419	6	24	120	4.5	3.5
R2	ODT	4	20	13	53	266	4	16	80	3.3	3.3
<b>Total</b>					<b>160</b>	<b>685</b>		<b>40</b>	<b>200</b>		

City Routes Weekday Passengers



City of Bentonville Routes

May 2023

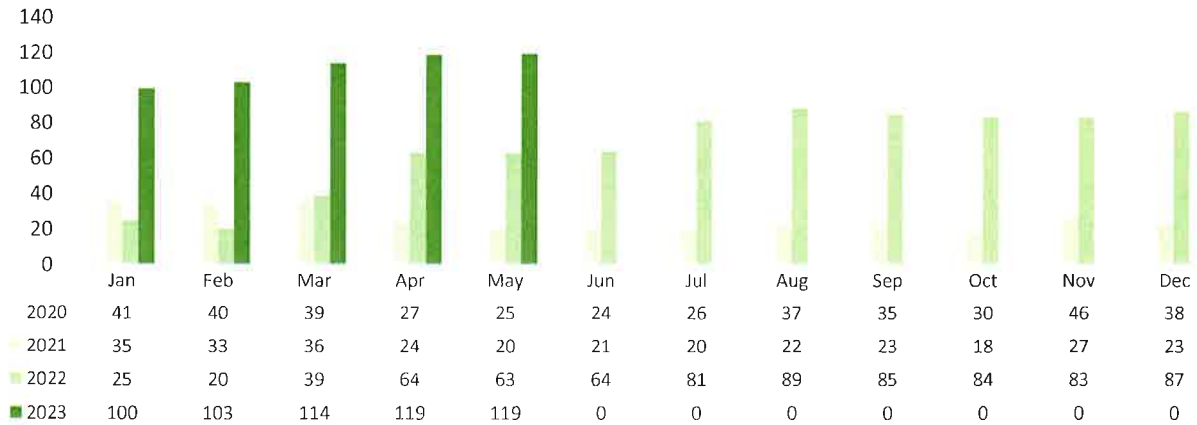
Weekday Service

Route	Type	Days		Passengers			Revenue Hours			Passengers per Hour	
		May	2023	Daily	May	2023	Daily	May	2023	May	2023
B1	ODT	22	101	49	1,068	4,593	13	275	1,274	3.9	3.6
B2	ODT	22	101	49	1,073	4,466	12	259	1,193	4.1	3.7
B3	ODT	22	97	26	562	2,479	7	152	677	3.7	3.7
<b>Total</b>					<b>2,703</b>	<b>11,538</b>		<b>686</b>	<b>3,144</b>		

Saturday Service

Route	Type	Days		Passengers			Revenue Hours			Passengers per Hour	
		May	2023	Daily	May	2023	Daily	May	2023	May	2023
B1	ODT	4	20	53	213	1,109	12	48	240	4.4	4.6
B2	ODT	4	20	47	189	877	8	32	160	5.9	5.5
<b>Total</b>					<b>402</b>	<b>1,986</b>		<b>80</b>	<b>400</b>		

City Routes Weekday Passengers



**Route 490**

**May 2023**

**Weekday Service**

Route	Type	Days		Passengers			Revenue Hours			Passengers per Hour	
		May	2023	Daily	May	2023	Daily	May	2023	May	2023
490-1	Fixed	22	86	20	444	2,144	14	304	1,179	1.5	1.8
490-2	Fixed	22	101	19	423	2,045	14	304	1,392	1.4	1.5
<b>Total</b>					<b>867</b>	<b>4,189</b>		<b>609</b>	<b>2,571</b>		

**Saturday Service**

Route	Type	Days		Passengers			Revenue Hours			Passengers per Hour	
		May	2023	Daily	May	2023	Daily	May	2023	May	2023
<b>Total</b>					<b>0</b>	<b>0</b>		<b>0</b>	<b>0</b>		

City Routes Weekday Passengers



**Passenger Boardings by City**  
YTD through May

Benton County	2023				2022			
	Fixed Route	ADA Paratransit	Demand Response	Total	Fixed Route	ADA Paratransit	Demand Response	Total
Avoca	0	0	0	0	0	0	0	0
Bella Vista	0	0	0	0	0	0	0	0
Benton County	0	0	0	0	0	0	0	0
Bentonville	14,572	570	38	15,180	5,523	461	122	6,106
Bethel Heights	0	0	0	0	0	0	0	0
Cave Springs	0	0	0	0	0	0	0	0
Centerton	0	0	0	0	0	0	1	1
Garfield	0	0	0	0	0	0	0	0
Gravette	0	0	0	0	0	0	0	0
Little Flock	0	0	0	0	0	0	0	0
Lowell	0	0	1	1	0	19	5	24
Pea Ridge	0	0	0	0	0	0	1	1
Rogers	11,779	611	102	12,492	5,647	654	150	6,451
Siloam Springs	0	0	0	0	0	0	0	0
<b>Total</b>	<b>26,351</b>	<b>1,181</b>	<b>141</b>	<b>27,673</b>	<b>11,170</b>	<b>1,134</b>	<b>279</b>	<b>12,583</b>

Washington County	2023				2022			
	Fixed Route	ADA Paratransit	Demand Response	Total	Fixed Route	ADA Paratransit	Demand Response	Total
Elkins	0	0	0	0	0	0	0	0
Farmington	0	0	0	0	0	0	2	2
Fayetteville	40,791	1,204	167	42,162	34,935	983	223	36,141
Goshen	0	0	0	0	0	0	0	0
Greenland	0	0	0	0	0	0	0	0
Johnson	0	2	1	3	0	0	0	0
Lincoln	0	0	0	0	0	0	0	0
Prairie Grove	0	0	0	0	0	0	0	0
Springdale	27,492	1,027	435	28,954	21,680	1,434	270	23,384
Washington County	0	0	1	1	0	0	0	0
West Fork	0	0	0	0	0	0	0	0
<b>Total</b>	<b>68,283</b>	<b>2,233</b>	<b>604</b>	<b>71,120</b>	<b>56,615</b>	<b>2,417</b>	<b>495</b>	<b>59,527</b>

Carroll County	2023				2022			
	Fixed Route	ADA Paratransit	Demand Response	Total	Fixed Route	ADA Paratransit	Demand Response	Total
Berryville	0	0	911	911	0	0	789	789
Carroll County	0	0	64	64	0	0	24	24
Eureka Springs	0	0	22	22	0	0	23	23
Green Forest	0	0	4	4	0	0	1	1
<b>Total</b>	<b>0</b>	<b>0</b>	<b>1,001</b>	<b>1,001</b>	<b>0</b>	<b>0</b>	<b>837</b>	<b>837</b>

Madison County	2023				2022			
	Fixed Route	ADA Paratransit	Demand Response	Total	Fixed Route	ADA Paratransit	Demand Response	Total
Huntsville	0	0	0	0	0	0	0	0
Madison County	0	0	0	0	0	0	0	0
<b>Total</b>	<b>0</b>	<b>0</b>	<b>0</b>	<b>0</b>	<b>0</b>	<b>0</b>	<b>0</b>	<b>0</b>

Grand Total	2023				2022			
	Fixed Route	ADA Paratransit	Demand Response	Total	Fixed Route	ADA Paratransit	Demand Response	Total
<b>Grand Total</b>	<b>94,634</b>	<b>3,414</b>	<b>1,746</b>	<b>99,794</b>	<b>67,785</b>	<b>3,551</b>	<b>1,611</b>	<b>72,947</b>